



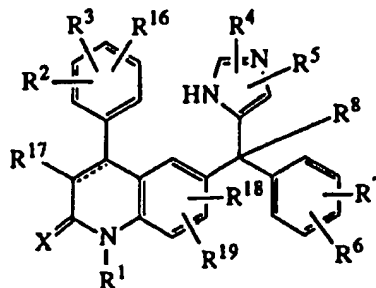
INTERNATIONAL APPLICATION PUBLISHED UNDER THE PATENT COOPERATION TREATY (PCT)

(51) International Patent Classification ⁶ : C07D 401/06, A61K 31/47, C07D 401/14	A1	(11) International Publication Number: WO 97/21701 (43) International Publication Date: 19 June 1997 (19.06.97)
<p>(21) International Application Number: PCT/EP96/04515</p> <p>(22) International Filing Date: 16 October 1996 (16.10.96)</p> <p>(30) Priority Data: 95203427.0 8 December 1995 (08.12.95) EP</p> <p>(34) Countries for which the regional or international application was filed: DE et al.</p> <p>(71) Applicant (for all designated States except US): JANSSEN PHARMACEUTICA N.V. [BE/BE]; Turnhoutseweg 30, B-2340 Beerse (BE).</p> <p>(72) Inventors; and (75) Inventors/Applicants (for US only): VENET, Marc, Gaston [FR/FR]; 10, square de Bourgogne, F-76240 Le-Mesnil-Esnard (FR). ANGIBAUD, Patrick, René [FR/FR]; 18, rue de la Détente, F-27100 Val-de-Reuil (FR). MULLER, Philippe [FR/FR]; 17, route d'Herqueville, F-27430 Andé (FR). SANZ, Gérard, Charles [FR/FR]; 6, rue Alfred-Dunet, F-76240 Le-Mesnil-Esnard (FR).</p>	<p>(81) Designated States: AL, AM, AU, BB, BG, BR, CA, CN, CZ, EE, GE, HU, IL, IS, JP, KG, KR, LK, LR, LT, LV, MD, MG, MK, MN, MX, NO, NZ, PL, RO, SG, SI, SK, TR, TT, UA, US, UZ, VN, ARIPO patent (KE, LS, MW, SD, SZ, UG), Eurasian patent (AM, AZ, BY, KG, KZ, MD, RU, TJ, TM), European patent (AT, BE, CH, DE, DK, ES, FI, FR, GB, GR, IE, IT, LU, MC, NL, PT, SE), OAPI patent (BF, BJ, CF, CG, CI, CM, GA, GN, ML, MR, NE, SN, TD, TG).</p> <p>Published With international search report.</p>	

(54) Title: FARNESYL PROTEIN TRANSFERASE INHIBITING (IMIDAZOL-5-YL)METHYL-2-QUINOLINONE DERIVATIVES

(57) Abstract

This invention comprises the novel compounds of formula (I), wherein the dotted line represents an optional bond; X is oxygen or sulfur; R¹ is hydrogen, C₁₋₁₂alkyl, Ar¹, Ar²C₁₋₆alkyl, quinolinylC₁₋₆alkyl, pyridylC₁₋₆alkyl, hydroxyC₁₋₆alkyl, C₁₋₆alkyloxyC₁₋₆alkyl, mono- or di(C₁₋₆alkyl)aminoC₁₋₆alkyl, aminoC₁₋₆alkyl, or a radical of formula -Alk¹-C(=O)-R⁹, -Alk¹-S(O)-R⁹ or -Alk¹-S(O)₂-R⁹; R², R³ and R¹⁶ each independently are hydrogen, hydroxy, halo, cyano, C₁₋₆alkyl, C₁₋₆alkyloxy, hydroxyC₁₋₆alkyloxy, C₁₋₆alkyloxyC₁₋₆alkyloxy, aminoC₁₋₆alkyloxy, mono- or di(C₁₋₆alkyl)aminoC₁₋₆alkyloxy, Ar¹, Ar²C₁₋₆alkyl, Ar²oxy, Ar²C₁₋₆alkyloxy, hydroxycarbonyl, C₁₋₆alkyloxycarbonyl, trihalomethyl, trihalomethoxy, C₂₋₆alkenyl; R⁴ and R⁵ each independently are hydrogen, halo, Ar¹, C₁₋₆alkyl, hydroxyC₁₋₆alkyl, C₁₋₆alkyloxyC₁₋₆alkyl, C₁₋₆alkyloxy, C₁₋₆alkylthio, amino, hydroxycarbonyl, C₁₋₆alkyloxycarbonyl, C₁₋₆alkylS(O)C₁₋₆alkyl or C₁₋₆alkylS(O)₂C₁₋₆alkyl; R⁶ and R⁷ each independently are hydrogen, halo, cyano, C₁₋₆alkyl, 4,4-dimethyl-oxazolyl, C₁₋₆alkyloxy or Ar²oxy; R⁸ is hydrogen, C₁₋₆alkyl, cyano, hydroxycarbonyl, C₁₋₆alkyloxycarbonyl, C₁₋₆alkylcarbonylC₁₋₆alkyl, cyanoC₁₋₆alkyl, C₁₋₆alkyloxycarbonylC₁₋₆alkyl, carboxyC₁₋₆alkyl, hydroxyC₁₋₆alkyl, aminoC₁₋₆alkyl, mono- or di(C₁₋₆alkyl)aminoC₁₋₆alkyl, imidazolyl, haloC₁₋₆alkyl, C₁₋₆alkyloxyC₁₋₆alkyl, aminocarbonylC₁₋₆alkyl, or a radical of formula -O-R¹⁰, -S-R¹⁰, -N-R¹¹R¹²; R¹⁷ is hydrogen, halo, cyano, C₁₋₆alkyl, C₁₋₆alkyloxycarbonyl, Ar¹; R¹⁸ is hydrogen, C₁₋₆alkyl, C₁₋₆alkyloxy or halo; R¹⁹ is hydrogen or C₁₋₆alkyl; having farnesyl transferase inhibiting activity; their preparation, compositions containing them and their use as a medicine.



(I)

FOR THE PURPOSES OF INFORMATION ONLY

Codes used to identify States party to the PCT on the front pages of pamphlets publishing international applications under the PCT.

AM	Armenia	GB	United Kingdom	MW	Malawi
AT	Austria	GE	Georgia	MX	Mexico
AU	Australia	GN	Guinea	NE	Niger
BB	Barbados	GR	Greece	NL	Netherlands
BE	Belgium	HU	Hungary	NO	Norway
BF	Burkina Faso	IE	Ireland	NZ	New Zealand
BG	Bulgaria	IT	Italy	PL	Poland
BJ	Benin	JP	Japan	PT	Portugal
BR	Brazil	KE	Kenya	RO	Romania
BY	Belarus	KG	Kyrgystan	RU	Russian Federation
CA	Canada	KP	Democratic People's Republic of Korea	SD	Sudan
CF	Central African Republic	KR	Republic of Korea	SE	Sweden
CG	Congo	KZ	Kazakhstan	SG	Singapore
CH	Switzerland	LI	Liechtenstein	SI	Slovenia
CI	Côte d'Ivoire	LK	Sri Lanka	SK	Slovakia
CM	Cameroon	LR	Liberia	SN	Senegal
CN	China	LT	Lithuania	SZ	Swaziland
CS	Czechoslovakia	LU	Luxembourg	TD	Chad
CZ	Czech Republic	LV	Latvia	TG	Togo
DE	Germany	MC	Monaco	TJ	Tajikistan
DK	Denmark	MD	Republic of Moldova	TT	Trinidad and Tobago
EE	Estonia	MG	Madagascar	UA	Ukraine
ES	Spain	ML	Mali	UG	Uganda
FI	Finland	MN	Mongolia	US	United States of America
FR	France	MR	Mauritania	UZ	Uzbekistan
GA	Gabon			VN	Viet Nam

-1-

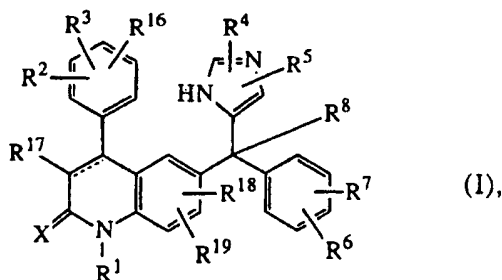
Farnesyl protein transferase
inhibiting (imidazol-5-yl)methyl-2-quinolinone derivatives

- 5 The present invention is concerned with novel (imidazol-5-yl)methyl-2-quinolinone derivatives, the preparation thereof, pharmaceutical compositions comprising said novel compounds and the use of these compounds as a medicine as well as methods of treatment by administering said compounds.
- 10 Oncogenes frequently encode protein components of signal transduction pathways which lead to stimulation of cell growth and mitogenesis. Oncogene expression in cultured cells leads to cellular transformation, characterized by the ability of cells to grow in soft agar and the growth of cells as dense foci lacking the contact inhibition exhibited by non-transformed cells. Mutation and/or overexpression of certain oncogenes is frequently
- 15 associated with human cancer. A particular group of oncogenes is known as *ras* which have been identified in mammals, birds, insects, mollusks, plants, fungi and yeasts. The family of mammalian *ras* oncogenes consists of three major members ("isoforms") : *H-ras*, *K-ras* and *N-ras* oncogenes. These *ras* oncogenes code for highly related proteins generically known as p21^{*ras*}. Once attached to plasma membranes, the mutant
- 20 or oncogenic forms of p21^{*ras*} will provide a signal for the transformation and uncontrolled growth of malignant tumor cells. To acquire this transforming potential, the precursor of the p21^{*ras*} oncoprotein must undergo an enzymatically catalyzed farnesylation of the cysteine residue located in a carboxyl-terminal tetrapeptide. Therefore, inhibitors of the enzyme that catalyzes this modification, farnesyl protein
- 25 transferase, will prevent the membrane attachment of p21^{*ras*} and block the aberrant growth of *ras*-transformed tumors. Hence, it is generally accepted in the art that farnesyl transferase inhibitors can be very useful as anticancer agents for tumors in which *ras* contributes to transformation.
- 30 Since mutated, oncogenic forms of *ras* are frequently found in many human cancers, most notably in more than 50 % of colon and pancreatic carcinomas (Kohl et al., *Science*, vol 260, 1834 - 1837, 1993), it has been suggested that farnesyl transferase inhibitors can be very useful against these types of cancer.
- 35 In EP-0,371,564 there are described (1*H*-azol-1-ylmethyl) substituted quinoline and quinolinone derivatives which suppress the plasma elimination of retinoic acids. Some

of these compounds also have the ability to inhibit the formation of androgens from progestines and/or inhibit the action of the aromatase enzyme complex.

Unexpectedly, it has been found that the present novel compounds, all having a phenyl substituent on the 4-position of the 2-quinolinone-moiety and wherein the imidazole moiety is bound via a carbon atom to the rest of the molecule, show farnesyl protein transferase inhibiting activity.

The present invention encompasses compounds of formula (I)



the pharmaceutically acceptable acid or base addition salts and the stereochemically isomeric forms thereof, wherein

the dotted line represents an optional bond;

X is oxygen or sulfur;

R¹ is hydrogen, C₁₋₁₂alkyl, Ar¹, Ar²C₁₋₆alkyl, quinolinylC₁₋₆alkyl, pyridylC₁₋₆alkyl, hydroxyC₁₋₆alkyl, C₁₋₆alkyloxyC₁₋₆alkyl, mono- or di(C₁₋₆alkyl)aminoC₁₋₆alkyl, aminoC₁₋₆alkyl,

or a radical of formula -Alk¹-C(=O)-R⁹, -Alk¹-S(O)-R⁹ or -Alk¹-S(O)₂-R⁹,

wherein Alk¹ is C₁₋₆alkanediyl,

R⁹ is hydroxy, C₁₋₆alkyl, C₁₋₆alkyloxy, amino, C₁₋₆alkylamino or C₁₋₆alkylamino substituted with C₁₋₆alkyloxycarbonyl;

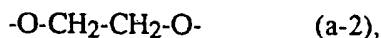
R², R³ and R¹⁶ each independently are hydrogen, hydroxy, halo, cyano, C₁₋₆alkyl, C₁₋₆alkyloxy, hydroxyC₁₋₆alkyloxy, C₁₋₆alkyloxyC₁₋₆alkyloxy, aminoC₁₋₆alkyloxy, mono- or di(C₁₋₆alkyl)aminoC₁₋₆alkyloxy, Ar¹, Ar²C₁₋₆alkyl, Ar²oxy,

Ar²C₁₋₆alkyloxy, hydroxycarbonyl, C₁₋₆alkyloxycarbonyl, trihalomethyl,

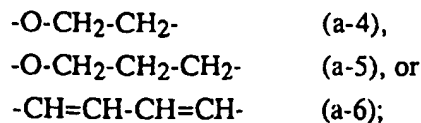
trihalomethoxy, C₂₋₆alkenyl, 4,4-dimethyloxazolyl; or

when on adjacent positions R² and R³ taken together may form a bivalent radical of

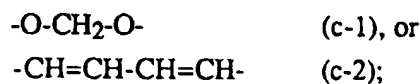
formula



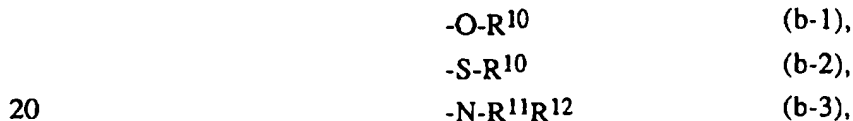
-3-



5 R^4 and R^5 each independently are hydrogen, halo, Ar^1 , C_{1-6} alkyl, hydroxy C_{1-6} alkyl, C_{1-6} alkyloxy C_{1-6} alkyl, C_{1-6} alkyloxy, C_{1-6} alkylthio, amino, hydroxycarbonyl, C_{1-6} alkyloxycarbonyl, C_{1-6} alkylS(O) C_{1-6} alkyl or C_{1-6} alkylS(O) $_2$ C_{1-6} alkyl;
 R^6 and R^7 each independently are hydrogen, halo, cyano, C_{1-6} alkyl, C_{1-6} alkyloxy, Ar^2 oxy, trihalomethyl, C_{1-6} alkylthio, di(C_{1-6} alkyl)amino, or
 10 when on adjacent positions R^6 and R^7 taken together may form a bivalent radical of formula



R^8 is hydrogen, C_{1-6} alkyl, cyano, hydroxycarbonyl, C_{1-6} alkyloxycarbonyl, C_{1-6} alkylcarbonyl C_{1-6} alkyl, cyano C_{1-6} alkyl, C_{1-6} alkyloxycarbonyl C_{1-6} alkyl,
 15 carboxy C_{1-6} alkyl, hydroxy C_{1-6} alkyl, amino C_{1-6} alkyl, mono- or di(C_{1-6} alkyl)amino C_{1-6} alkyl, imidazolyl, halo C_{1-6} alkyl, C_{1-6} alkyloxy C_{1-6} alkyl, aminocarbonyl C_{1-6} alkyl, or a radical of formula



wherein R^{10} is hydrogen, C_{1-6} alkyl, C_{1-6} alkylcarbonyl, Ar^1 , Ar^2C_{1-6} alkyl, C_{1-6} alkyloxycarbonyl C_{1-6} alkyl, or a radical or formula $-Alk^2-OR^{13}$ or $-Alk^2-NR^{14}R^{15}$;

R^{11} is hydrogen, C_{1-12} alkyl, Ar^1 or Ar^2C_{1-6} alkyl;

25 R^{12} is hydrogen, C_{1-6} alkyl, C_{1-6} alkylcarbonyl, C_{1-6} alkyloxycarbonyl, C_{1-6} alkylaminocarbonyl, Ar^1 , Ar^2C_{1-6} alkyl, C_{1-6} alkylcarbonyl C_{1-6} alkyl, a natural amino acid, Ar^1 carbonyl, Ar^2C_{1-6} alkylcarbonyl, aminocarbonylcarbonyl, C_{1-6} alkyloxy C_{1-6} alkylcarbonyl, hydroxy, C_{1-6} alkyloxy, aminocarbonyl, di(C_{1-6} alkyl)amino C_{1-6} alkylcarbonyl,
 30 amino, C_{1-6} alkylamino, C_{1-6} alkylcarbonylamino, or a radical or formula $-Alk^2-OR^{13}$ or $-Alk^2-NR^{14}R^{15}$;

wherein Alk^2 is C_{1-6} alkanediyl;

R^{13} is hydrogen, C_{1-6} alkyl, C_{1-6} alkylcarbonyl, hydroxy C_{1-6} alkyl, Ar^1 or Ar^2C_{1-6} alkyl;

35 R^{14} is hydrogen, C_{1-6} alkyl, Ar^1 or Ar^2C_{1-6} alkyl;

R^{15} is hydrogen, C_{1-6} alkyl, C_{1-6} alkylcarbonyl, Ar^1 or Ar^2C_{1-6} alkyl;

R^{17} is hydrogen, halo, cyano, C_{1-6} alkyl, C_{1-6} alkyloxycarbonyl, Ar^1 ;

R¹⁸ is hydrogen, C₁₋₆alkyl, C₁₋₆alkyloxy or halo;

R¹⁹ is hydrogen or C₁₋₆alkyl;

Ar¹ is phenyl or phenyl substituted with C₁₋₆alkyl, hydroxy, amino, C₁₋₆alkyloxy or halo; and

5 Ar² is phenyl or phenyl substituted with C₁₋₆alkyl, hydroxy, amino, C₁₋₆alkyloxy or halo.

R⁴ or R⁵ may also be bound to one of the nitrogen atoms in the imidazole ring. In that case the hydrogen on the nitrogen is replaced by R⁴ or R⁵ and the meaning of R⁴ and R⁵ when bound to the nitrogen is limited to hydrogen, Ar¹, C₁₋₆alkyl, hydroxyC₁₋₆alkyl, C₁₋₆alkyloxyC₁₋₆alkyl, C₁₋₆alkyloxycarbonyl, C₁₋₆alkylS(O)C₁₋₆alkyl, C₁₋₆alkylS(O)₂C₁₋₆alkyl.

As used in the foregoing definitions and hereinafter halo defines fluoro, chloro, bromo and iodo; C₁₋₆alkyl defines straight and branched chained saturated hydrocarbon radicals having from 1 to 6 carbon atoms such as, for example, methyl, ethyl, propyl, butyl, pentyl, hexyl and the like; C₁₋₈alkyl encompasses the straight and branched chained saturated hydrocarbon radicals as defined in C₁₋₆alkyl as well as the higher homologues thereof containing 7 or 8 carbon atoms such as, for example heptyl or octyl; C₁₋₁₂alkyl again encompasses C₁₋₈alkyl and the higher homologues thereof containing 9 to 12 carbon atoms, such as, for example, nonyl, decyl, undecyl, dodecyl; C₁₋₁₆alkyl again encompasses C₁₋₁₂alkyl and the higher homologues thereof containing 13 to 16 carbon atoms, such as, for example, tridecyl, tetradecyl, pentadecyl and hexadecyl; C₂₋₆alkenyl defines straight and branched chain hydrocarbon radicals containing one double bond and having from 2 to 6 carbon atoms such as, for example, ethenyl, 2-propenyl, 3-butenyl, 2-pentenyl, 3-pentenyl, 3-methyl-2-butenyl, and the like; C₁₋₆alkanediyl defines bivalent straight and branched chained saturated hydrocarbon radicals having from 1 to 6 carbon atoms, such as, for example, methylene, 1,2-ethanediyl, 1,3-propanediyl, 1,4-butanediyl, 1,5-pentanediyl, 1,6-hexanediyl and the branched isomers thereof. The term "C(=O)" refers to a carbonyl group, "S(O)" refers to a sulfoxide and "S(O)₂" to a sulfon. The term "natural amino acid" refers to a natural amino acid that is bound via a covalent amide linkage formed by loss of a molecule of water between the carboxyl group of the amino acid and the amino group of the remainder of the molecule. Examples of natural amino acids are glycine, alanine, valine, leucine, isoleucine, methionine, proline, phenylalanine, tryptophan, serine, threonine, cysteine, tyrosine, asparagine, glutamine, aspartic acid, glutamic acid, lysine, arginine, histidine.

The pharmaceutically acceptable acid or base addition salts as mentioned hereinabove are meant to comprise the therapeutically active non-toxic acid and non-toxic base addition salt forms which the compounds of formula (I) are able to form. The compounds of formula (I) which have basic properties can be converted in their pharmaceutically acceptable acid addition salts by treating said base form with an appropriate acid. Appropriate acids comprise, for example, inorganic acids such as hydrohalic acids, e.g. hydrochloric or hydrobromic acid; sulfuric; nitric; phosphoric and the like acids; or organic acids such as, for example, acetic, propanoic, hydroxyacetic, lactic, pyruvic, oxalic, malonic, succinic (*i.e.* butanedioic acid), maleic, fumaric, malic, tartaric, citric, methanesulfonic, ethanesulfonic, benzenesulfonic, *p*-toluenesulfonic, cyclamic, salicylic, *p*-aminosalicylic, pamoic and the like acids.

The compounds of formula (I) which have acidic properties may be converted in their pharmaceutically acceptable base addition salts by treating said acid form with a suitable organic or inorganic base. Appropriate base salt forms comprise, for example, the ammonium salts, the alkali and earth alkaline metal salts, e.g. the lithium, sodium, potassium, magnesium, calcium salts and the like, salts with organic bases, e.g. the benzathine, *N*-methyl-D-glucamine, hydrabamine salts, and salts with amino acids such as, for example, arginine, lysine and the like.

The terms acid or base addition salt also comprise the hydrates and the solvent addition forms which the compounds of formula (I) are able to form. Examples of such forms are e.g. hydrates, alcoholates and the like.

The term stereochemically isomeric forms of compounds of formula (I), as used hereinbefore, defines all possible compounds made up of the same atoms bonded by the same sequence of bonds but having different three-dimensional structures which are not interchangeable, which the compounds of formula (I) may possess. Unless otherwise mentioned or indicated, the chemical designation of a compound encompasses the mixture of all possible stereochemically isomeric forms which said compound may possess. Said mixture may contain all diastereomers and/or enantiomers of the basic molecular structure of said compound. All stereochemically isomeric forms of the compounds of formula (I) both in pure form or in admixture with each other are intended to be embraced within the scope of the present invention.

Some of the compounds of formula (I) may also exist in their tautomeric forms. Such forms although not explicitly indicated in the above formula are intended to be included within the scope of the present invention.

Whenever used hereinafter, the term "compounds of formula (I)" is meant to include also the pharmaceutically acceptable acid or base addition salts and all stereoisomeric forms.

- 5 Preferably the substituent R^{18} is situated on the 5 or 7 position of the quinolinone moiety and substituent R^{19} is situated on the 8 position when R^{18} is on the 7-position.

Interesting compounds are these compounds of formula (I) wherein X is oxygen.

- 10 Also interesting compounds are these compounds of formula (I) wherein the dotted line represents a bond, so as to form a double bond.

- Another group of interesting compounds are those compounds of formula (I) wherein R^1 is hydrogen, C_{1-6} alkyl, C_{1-6} alkyloxy C_{1-6} alkyl, di(C_{1-6} alkyl)amino C_{1-6} alkyl, or a radical of formula $-Alk^1-C(=O)-R^9$, wherein Alk^1 is methylene and R^9 is C_{1-8} alkylamino substituted with C_{1-6} alkyloxycarbonyl.
- 15

- Still another group of interesting compounds are those compounds of formula (I) wherein R^3 is hydrogen or halo; and R^2 is halo, C_{1-6} alkyl, C_{2-6} alkenyl, C_{1-6} alkyloxy, trihalomethoxy or hydroxy C_{1-6} alkyloxy.
- 20

- A further group of interesting compounds are those compounds of formula (I) wherein R^2 and R^3 are on adjacent positions and taken together to form a bivalent radical of formula (a-1), (a-2) or (a-3).
- 25

A still further group of interesting compounds are those compounds of formula (I) wherein R^5 is hydrogen and R^4 is hydrogen or C_{1-6} alkyl.

- Yet another group of interesting compounds are those compounds of formula (I) wherein R^7 is hydrogen; and R^6 is C_{1-6} alkyl or halo, preferably chloro, especially 4-chloro.
- 30

- A particular group of compounds are those compounds of formula (I) wherein R^8 is hydrogen, hydroxy, halo C_{1-6} alkyl, hydroxy C_{1-6} alkyl, cyano C_{1-6} alkyl, C_{1-6} alkyloxycarbonyl C_{1-6} alkyl, imidazolyl, or a radical of formula $-NR^{11}R^{12}$ wherein R^{11} is hydrogen or C_{1-12} alkyl and R^{12} is hydrogen, C_{1-6} alkyl, C_{1-6} alkyloxy, hydroxy, C_{1-6} alkyloxy C_{1-6} alkylcarbonyl, or a radical of formula $-Alk^2-OR^{13}$ wherein R^{13} is hydrogen or C_{1-6} alkyl.
- 35

- Preferred compounds are those compounds wherein R^1 is hydrogen, C_{1-6} alkyl, C_{1-6} alkyloxy C_{1-6} alkyl, di(C_{1-6} alkyl)amino C_{1-6} alkyl, or a radical of formula
- 40

-Alk¹-C(=O)-R⁹, wherein Alk¹ is methylene and R⁹ is C₁-alkylamino substituted with C₁-alkyloxycarbonyl; R² is halo, C₁-alkyl, C₂-alkenyl, C₁-alkyloxy, trihalomethoxy, hydroxyC₁-alkyloxy or Ar¹; R³ is hydrogen; R⁴ is methyl bound to the nitrogen in 3-position of the imidazole; R⁵ is hydrogen; R⁶ is chloro; R⁷ is hydrogen; R⁸ is hydrogen, hydroxy, haloC₁-alkyl, hydroxyC₁-alkyl, cyanoC₁-alkyl, C₁-alkyloxycarbonylC₁-alkyl, imidazolyl, or a radical of formula -NR¹¹R¹² wherein R¹¹ is hydrogen or C₁₋₁₂alkyl and R¹² is hydrogen, C₁-alkyl, C₁-alkyloxy, C₁-alkyloxyC₁-alkylcarbonyl, or a radical of formula -Alk²-OR¹³ wherein R¹³ is C₁-alkyl; R¹⁷ is hydrogen and R¹⁸ is hydrogen.

10

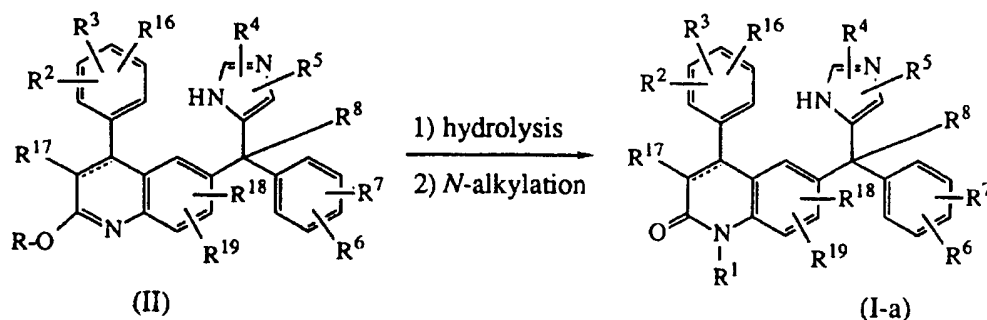
Most preferred compounds are

- 4-(3-chlorophenyl)-6-[(4-chlorophenyl)hydroxy(1-methyl-1*H*-imidazol-5-yl)methyl]-1-methyl-2(1*H*)-quinolinone,
 6-[amino(4-chlorophenyl)-1-methyl-1*H*-imidazol-5-ylmethyl]-4-(3-chlorophenyl)-
 1-methyl-2(1*H*)-quinolinone;
 6-[(4-chlorophenyl)hydroxy(1-methyl-1*H*-imidazol-5-yl)methyl]-4-(3-ethoxyphenyl)-1-methyl-2(1*H*)-quinolinone;
 6-[(4-chlorophenyl)(1-methyl-1*H*-imidazol-5-yl)methyl]-4-(3-ethoxyphenyl)-1-methyl-2(1*H*)-quinolinone monohydrochloride monohydrate;
 6-[amino(4-chlorophenyl)(1-methyl-1*H*-imidazol-5-yl)methyl]-4-(3-ethoxyphenyl)-1-methyl-2(1*H*)-quinolinone,
 6-amino(4-chlorophenyl)(1-methyl-1*H*-imidazol-5-yl)methyl]-1-methyl-4-(3-propylphenyl)-2(1*H*)-quinolinone; a stereoisomeric form thereof or a pharmaceutically acceptable acid or base addition salt; and
 (B)-6-[amino(4-chlorophenyl)(1-methyl-1*H*-imidazol-5-yl)methyl]-4-(3-chlorophenyl)-1-methyl-2(1*H*)-quinolinone; or a pharmaceutically acceptable acid addition salt thereof.

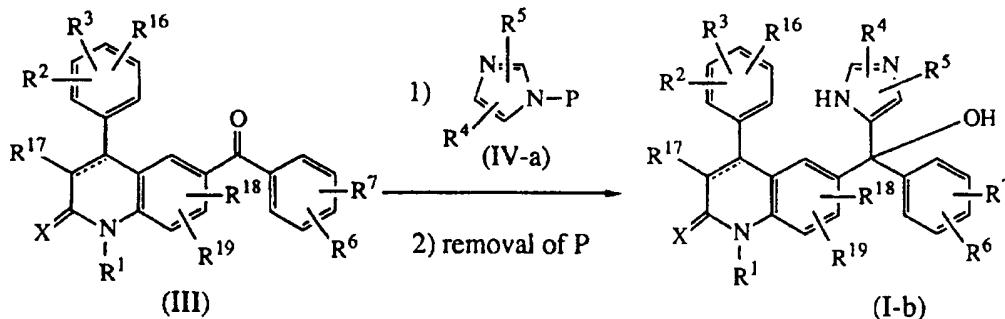
25

The compounds of formula (I), wherein X is oxygen, said compounds being represented by formula (I-a), may be prepared by hydrolysing an intermediate ether of formula (II), wherein R is C₁-alkyl, according to art-known methods, such as stirring the intermediate of formula (II) in an aqueous acid solution. An appropriate acid is for instance hydrochloric acid. Subsequently the resulting quinolinone wherein R¹ is hydrogen may be transformed into a quinolinone, wherein R¹ has a meaning as defined hereinabove apart from hydrogen, by art-known *N*-alkylation.

35

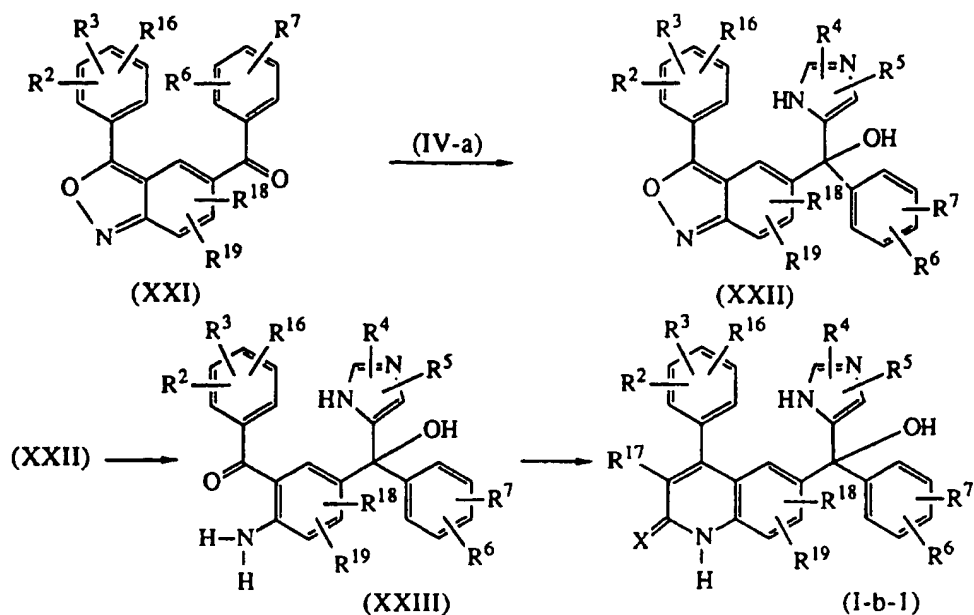


The compounds of formula (I), wherein R⁸ is hydroxy, said compounds being referred to as compounds of formula (I-b) may be prepared by reacting an intermediate ketone of formula (III) with a intermediate of formula (IV-a), wherein P is an optional protective group such as, for example, a sulfonyl group, e.g. a dimethylamino sulfonyl group, which can be removed after the addition reaction. Said reaction requires the presence of a suitable strong base, such as, for example, butyl lithium in an appropriate solvent, such as, for example, tetrahydrofuran and the presence an appropriate silanederivative, such as, for example, triethylchlorosilane. During the work-up procedure an intermediate silane derivative is hydrolyzed. Other procedures with protective groups analogous to silanederivatives can also be applied.



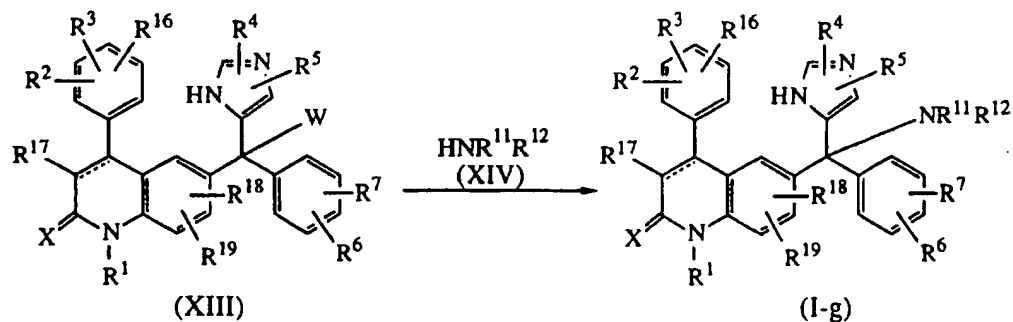
Compounds of formula (I-b-1), being compounds of formula (I-b) wherein the dotted line is a bond and R¹ is hydrogen, can be prepared by reacting an intermediate of formula (XXI) with an intermediate of formula (IV-a), as described hereinabove for the synthesis of compounds of formula (I-b). The thus obtained intermediate of formula (XXII) undergoes ring opening of the isoxazole moiety by stirring it with an acid, such as, e.g. TiCl₃, in the presence of water. Subsequent treatment of an intermediate of formula (XXIII) with a suitable reagent such as, e.g. R¹⁷CH₂COCl or R¹⁷CH₂COOC₂H₅, yields either directly a compound of formula (I-b-1) or an intermediate which can be converted to a compound of formula (I-b-1) by treatment with a base such as, e.g. potassium *tert*-butoxide.

-9-



Intermediates of formula (XXI) can conveniently be prepared by treating an intermediate
 5 of formula (XVI), described hereinafter, under acidic conditions.

Compounds of formula (I) wherein R⁸ is a radical of formula -N-R¹¹R¹², said
 compounds being represented by formula (I-g) may be prepared by reacting an
 intermediate of formula (XIII), wherein W is an appropriate leaving group such as, for
 10 example, halo, with a reagent of formula (XIV). Said reaction may be performed by
 stirring the reactants in an appropriate solvent such as, for example, tetrahydrofuran.



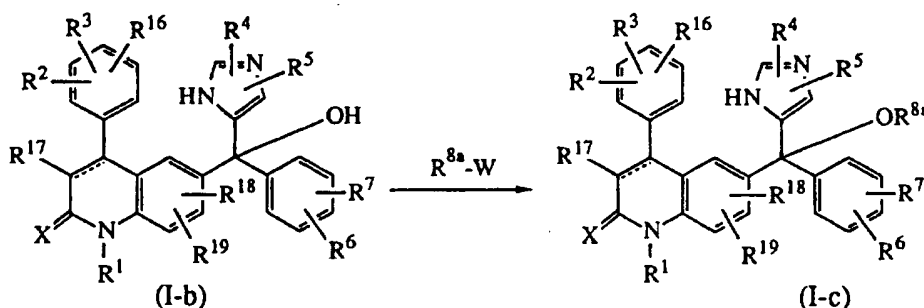
15 The compounds of formula (I) may also be prepared by converting compounds of
 formula (I) into other compounds of formula (I).

Compounds wherein the dotted line represents a bond can be converted into compounds
 wherein the dotted line does not represent a bond, by art-known hydrogenation methods.

20 Vice versa, compounds wherein the dotted line does not represent a bond may be

converted into compounds wherein the dotted line represents a bond by art-known oxidation reactions.

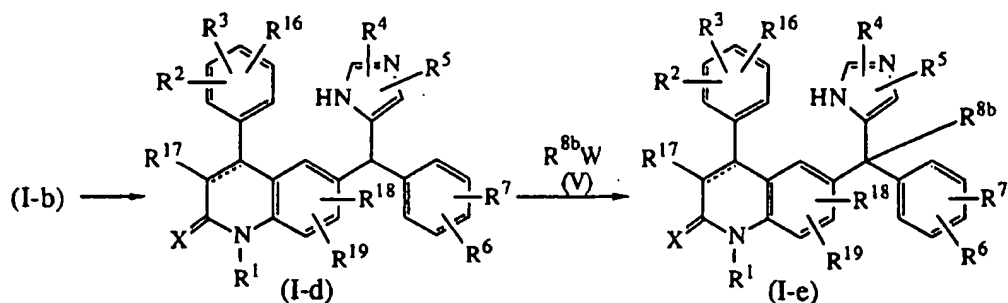
- 5 Compounds of formula (I) wherein R^8 is hydroxy, said compounds being represented by formula (I-b) may be converted into compounds of formula (I-c), wherein R^{8a} has the meaning of R^{10} except for hydrogen, by art-know *O*-alkylation or *O*-acylation reactions; such as, for instance, reacting the compound of formula (I-b) with an alkylating reagent such as $R^{8a}\text{-W}$ in appropriate conditions, such as, for example, a dipolar aprotic solvent, e.g. DMF, in the presence of a base, e.g. sodium hydride. W is a suitable leaving group,
- 10 such as, for example, halo or a sulfonyl group.



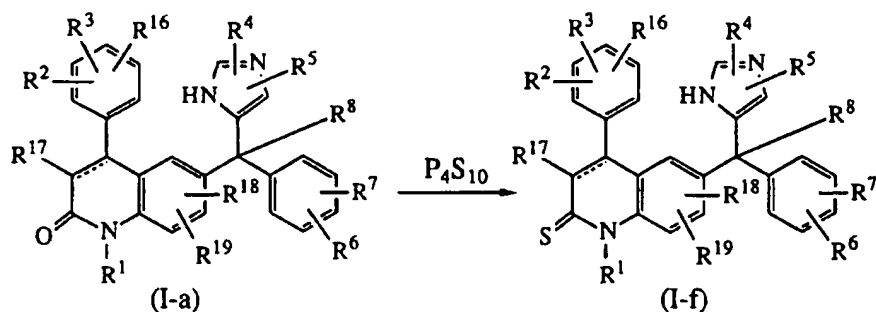
- 15 As an alternative to the above reaction procedure, compounds of formula (I-c) may also be prepared by reacting an intermediate of formula (I-b) with a reagent of formula $R^{8a}\text{-OH}$ in acidic medium.

- 20 Compounds of formula (I-b) may also be converted into compounds of formula (I-g), wherein R^{11} is hydrogen and R^{12} is C_{1-16} alkylcarbonyl, by reacting compounds of formula (I-b) in acidic medium, such as sulfuric acid, with C_{1-16} alkyl-CN in a Ritter type reaction. Further, compounds of formula (I-b) may also be converted into compounds of formula (I-g), wherein R^{11} and R^{12} are hydrogen, by reacting compounds (I-b) with ammonium acetate and subsequent treatment with NH_3 (aq.).

- 25 Compounds of formula (I-b) may also be converted into compounds of formula (I-d), wherein R^8 is hydrogen, by submitting the compounds of formula (I-b) to appropriate reducing conditions, such as, stirring in trifluoroacetic acid in the presence of an appropriate reducing agent, such as sodium borohydride or alternatively stirring the compounds of formula (I-b) in acetic acid in the presence of formamide. Furthermore,
- 30 compounds of formula (I-d) wherein R^8 is hydrogen may be converted into compounds of formula (I-e) wherein R^{8b} is C_{1-6} alkyl by reacting compounds of formula (I-d) with a reagent of formula (V) in an appropriate solvent, such as, for instance, diglyme in the presence of a base such as, for example, potassium butoxide.



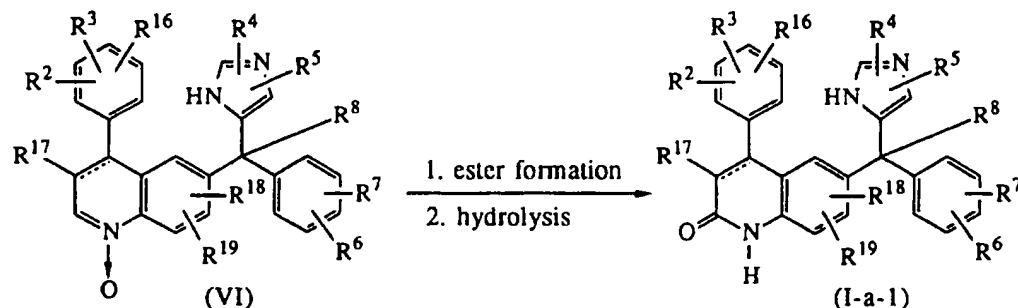
5 A compound of formula (I-f), defined as a compound of formula (I) wherein X is sulfur may be prepared by reacting the corresponding compound of formula (I-a), with a reagent like phosphorus pentasulfide or Lawesson's reagent in a suitable solvent such as, for example, pyridine.



10

Compounds of formula of formula (I), wherein R¹ is hydrogen and X is oxygen, said compounds being defined as compounds of formula (I-a-1) may be prepared by reacting a nitron of formula (VI) with the anhydride of a carboxylic acid, such as, for example, acetic anhydride, thus forming the corresponding ester on the 2 position of the quinoline moiety. Said quinoline ester can be hydrolyzed *in situ* to the corresponding quinolinone using a base such as, for example, potassium carbonate.

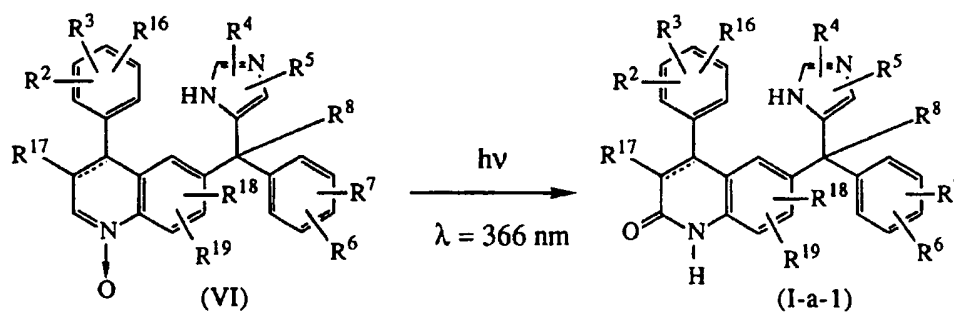
15



20 Alternatively, compounds of formula (I-a-1) can be prepared by reacting a nitron of formula (VI) with a sulfonyl containing electrophilic reagent such as, for example,

p-toluenesulfonylchloride in the presence of a base such as, for example, aqueous potassium carbonate. The reaction initially involves the formation of a 2-hydroxy-quinoline derivative which is subsequently tautomerized to the desired quinolinone derivative. The application of art-known conditions of phase transfer catalysis may enhance the rate of the reaction.

Compounds of formula (I-a-1) may also be prepared by an intramolecular photochemical rearrangement of compounds of formula (VI). Said rearrangement can be carried out by dissolving the reagents in a reaction-inert solvent and irradiating at a wavelength of 366 nm. It is advantageous to use degassed solutions and to conduct the reaction under an inert atmosphere such as, for example, oxygen free argon or nitrogen gas, in order to minimize undesired side reactions or reduction of quantum yield.

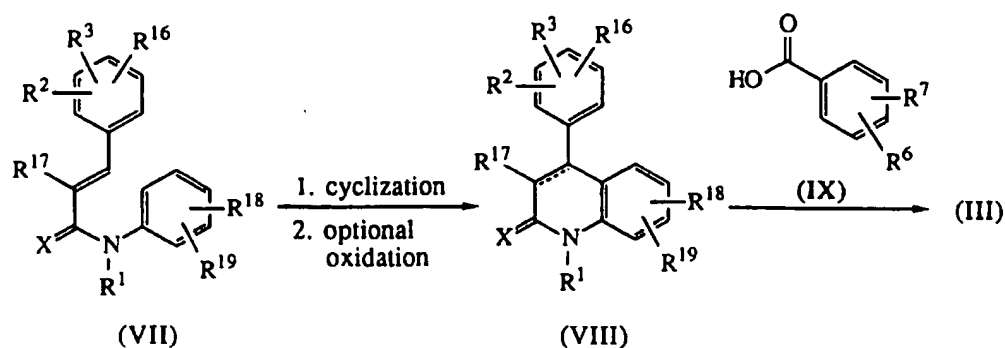


The compounds of formula (I) may also be converted into each other via art-known reactions or functional group transformations. A number of such transformations are already described hereinabove. Other examples are hydrolysis of carboxylic esters to the corresponding carboxylic acid or alcohol; hydrolysis of amides to the corresponding carboxylic acids or amines; hydrolysis of nitriles to the corresponding amides; amino groups on imidazole or phenyl may be replaced by a hydrogen by art-known diazotation reactions and subsequent replacement of the diazo-group by hydrogen; alcohols may be converted into esters and ethers; primary amines may be converted into secondary or tertiary amines; double bonds may be hydrogenated to the corresponding single bond.

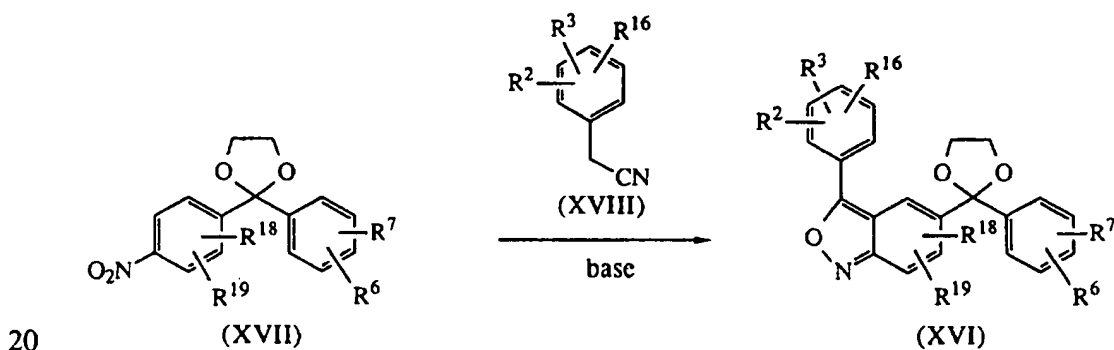
Intermediates of formula (III) may be prepared by reacting a quinolinone derivative of formula (VIII) with an intermediate of formula (IX) or a functional derivative thereof under appropriate conditions, such as, for example, a strong acid, e.g. polyphosphoric acid in an appropriate solvent. The intermediate of formula (VIII) may be formed by cyclization of an intermediate of formula (VII) by stirring in the presence of a strong acid, e.g. polyphosphoric acid. Optionally said cyclization reaction may be followed by an oxidation step, which can be performed by stirring the intermediate formed after

cyclization in an appropriate solvent, such as, for example, a halogenated aromatic solvent, e.g. bromobenzene, in the presence of an oxidizing agent, e.g. bromine or iodine. At this stage it may also be appropriate to change the R¹ substituent by art-known functional group transformation reaction.

5

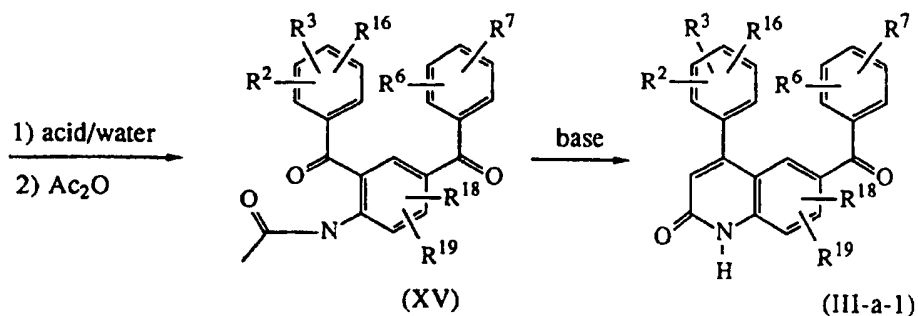


Intermediates of formula (III-a-1), being intermediates of formula (III) wherein the dotted line is a bond, R¹ and R¹⁷ are hydrogen and X is oxygen, can be prepared starting from an intermediate of formula (XVII), which is conveniently prepared by protecting the corresponding ketone. Said intermediate of formula (XVII) is stirred with an intermediate of formula (XVIII) in the presence of a base such as sodium hydroxide, in an appropriate solvent, such as an alcohol, e.g. methanol. The thus obtained intermediate of formula (XVI) undergoes hydrolysis of the ketal and ring opening of the isoxazole moiety by stirring the intermediate of formula (XVI) with an acid, such as for example, TiCl₃, in the presence of water. Subsequently acetic anhydride is used to prepare an intermediate of formula (XV), which undergoes ring closure in the presence of a base such as, for example, potassium *tert*-butoxide.

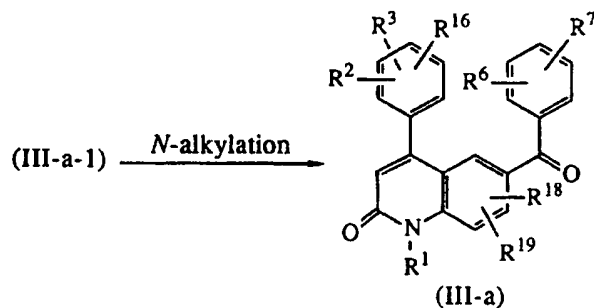


20

-14-

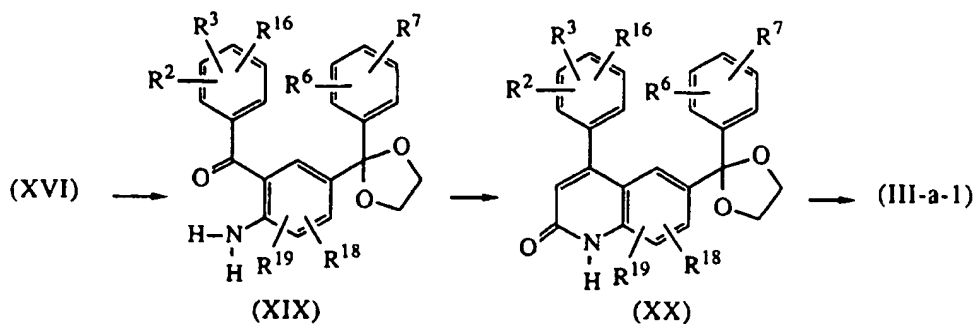


- Intermediates of formula (III-a-1) can easily be converted to intermediates of formula (III-a), defined as intermediates of formula (III) wherein the dotted line represents a bond, X is oxygen, R¹⁷ is hydrogen and R¹ is other than hydrogen, using art-known *N*-alkylation procedures.

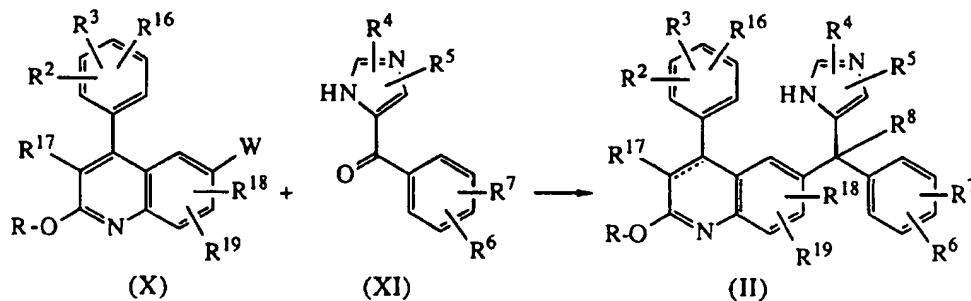


- 10 An alternative way to prepare intermediates of formula (III-a-1), wherein X is oxygen and R¹ is hydrogen, starts from an intermediate of formula (XVI), which is conveniently converted to intermediates of formula (XIX) using catalytic hydrogenation conditions, e.g. by using hydrogen gas and palladium on carbon in a reaction-inert solvent such as, e.g. tetrahydrofuran. Intermediates of formula (XIX) are converted to intermediates of
- 15 formula (XX) by submitting intermediates (XIX) to an acetylation reaction, e.g. by treatment with the anhydride of a carboxylic acid, e.g. acetic anhydride in a reaction-inert solvent, e.g. toluene, and subsequent treatment with a base such as, e.g. potassium *tert*-butoxide in a reaction-inert solvent, e.g. 1,2-dimethoxyethane. Intermediates of formula (III-a-1) can be obtained by treating intermediates of formula (XX) in acidic
- 20 conditions.

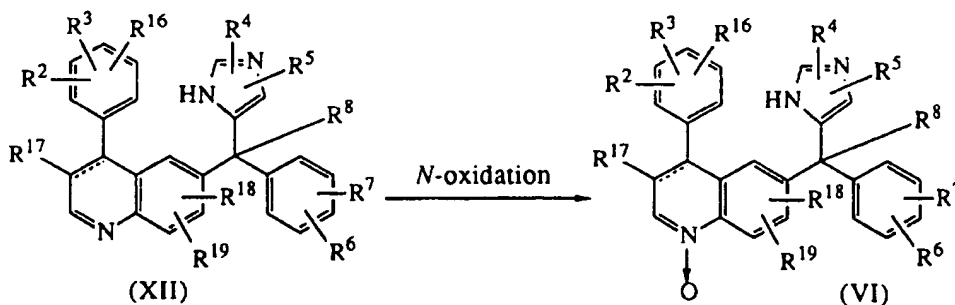
-15-



Intermediates of formula (II) may be prepared by reacting an intermediate of formula (X), wherein W is an appropriate leaving group, such as, for example, halo, with an intermediate ketone of formula (XI). This reaction is performed by converting the intermediate of formula (X) into a organometallic compound, by stirring it with a strong base such as butyl lithium and subsequently adding the intermediate ketone of formula (XI). Although this reaction gives at first instance a hydroxy derivative (i.e. R⁸ is hydroxy), said hydroxy derivative can be converted into other intermediates wherein R⁸ has another definition by performing art-known (functional group) transformations.



The intermediate nitrones of formula (VI) may be prepared by *N*-oxidizing quinoline derivatives of formula (XII) with an appropriate oxidizing agent such as, for example, *m*-chloro-peroxybenzoic acid or H₂O₂ in an appropriate solvent such as, for example, dichloromethane.



Said *N*-oxidation may also be carried out on a precursor of a quinoline of formula (XII).

The intermediates of formula (XII) are supposed to be metabolized *in vivo* into compounds of formula (I) via intermediates of formula (VI). Hence, intermediates of formula (XII) and (VI) may act as prodrugs of compounds of formula (I).

5

The compounds of formula (I) and some of the intermediates have at least one stereogenic center in their structure. This stereogenic center may be present in a R or a S configuration.

- 10 The compounds of formula (I) as prepared in the hereinabove described processes are generally racemic mixtures of enantiomers which can be separated from one another following art-known resolution procedures. The racemic compounds of formula (I) may be converted into the corresponding diastereomeric salt forms by reaction with a suitable chiral acid. Said diastereomeric salt forms are subsequently separated, for example, by
- 15 selective or fractional crystallization and the enantiomers are liberated therefrom by alkali. An alternative manner of separating the enantiomeric forms of the compounds of formula (I) involves liquid chromatography using a chiral stationary phase. Said pure stereochemically isomeric forms may also be derived from the corresponding pure stereochemically isomeric forms of the appropriate starting materials, provided that the
- 20 reaction occurs stereospecifically. Preferably if a specific stereoisomer is desired, said compound will be synthesized by stereospecific methods of preparation. These methods will advantageously employ enantiomerically pure starting materials.

- 25 This invention provides a method for inhibiting the abnormal growth of cells, including transformed cells, by administering an effective amount of a compound of the invention. Abnormal growth of cells refers to cell growth independent of normal regulatory mechanisms (e.g. loss of contact inhibition). This includes the abnormal growth of : (1) tumor cells (tumors) expressing an activated *ras* oncogene; (2) tumor cells in which the *ras* protein is activated as a result of oncogenic mutation of another gene; (3) benign and
- 30 malignant cells of other proliferative diseases in which aberrant *ras* activation occurs. Furthermore, it has been suggested in literature that *ras* oncogenes not only contribute to the growth of of tumors *in vivo* by a direct effect on tumor cell growth but also indirectly, *i.e.* by facilitating tumor-induced angiogenesis (Rak. J. et al, *Cancer Research*, 55, 4575-4580, 1995). Hence, pharmacologically targeting mutant *ras*
- 35 oncogenes could conceivably suppress solid tumor growth *in vivo*, in part, by inhibiting tumor-induced angiogenesis.

This invention also provides a method for inhibiting tumor growth by administering an effective amount of a compound of the present invention, to a subject, e.g. a mammal (and more particularly a human) in need of such treatment. In particular, this invention provides a method for inhibiting the growth of tumors expressing an activated *ras* oncogene by the administration of an effective amount of the compounds of the present invention. Examples of tumors which may be inhibited, but are not limited to, lung cancer (e.g. adenocarcinoma), pancreatic cancers (e.g. pancreatic carcinoma such as, for example exocrine pancreatic carcinoma), colon cancers (e.g. colorectal carcinomas, such as, for example, colon adenocarcinoma and colon adenoma), hematopoietic tumors of lymphoid lineage (e.g. acute lymphocytic leukemia, B-cell lymphoma, Burkitt's lymphoma), myeloid leukemias (for example, acute myelogenous leukemia (AML)), thyroid follicular cancer, myelodysplastic syndrome (MDS), tumors of mesenchymal origin (e.g. fibrosarcomas and rhabdomyosarcomas), melanomas, teratocarcinomas, neuroblastomas, gliomas, benign tumor of the skin (e.g. keratoacanthomas), breast carcinoma, kidney carcinoma, ovary carcinoma, bladder carcinoma and epidermal carcinoma.

This invention may also provide a method for inhibiting proliferative diseases, both benign and malignant, wherein *ras* proteins are aberrantly activated as a result of oncogenic mutation in genes, i.e. the *ras* gene itself is not activated by mutation to an oncogenic mutation to an oncogenic form, with said inhibition being accomplished by the administration of an effective amount of the compounds described herein, to a subject in need of such a treatment. For example, the benign proliferative disorder neurofibromatosis, or tumors in which *ras* is activated due to mutation or overexpression of tyrosine kinase oncogenes may be inhibited by the compounds of this invention.

Hence, the present invention discloses the compounds of formula (I) for use as a medicine as well as the use of these compounds of formula (I) for the manufacture of a medicament for treating one or more of the above mentioned conditions.

Some of the intermediates of formula (XIII), wherein W is halo may also show farnesyl protein transferase inhibiting activity.

In view of their useful pharmacological properties, the subject compounds may be formulated into various pharmaceutical forms for administration purposes.

To prepare the pharmaceutical compositions of this invention, an effective amount of a particular compound, in base or acid addition salt form, as the active ingredient is combined in intimate admixture with a pharmaceutically acceptable carrier, which carrier

may take a wide variety of forms depending on the form of preparation desired for administration. These pharmaceutical compositions are desirably in unitary dosage form suitable, preferably, for administration orally, rectally, percutaneously, or by parenteral injection. For example, in preparing the compositions in oral dosage form, any of the usual pharmaceutical media may be employed, such as, for example, water, glycols, oils, alcohols and the like in the case of oral liquid preparations such as suspensions, syrups, elixirs and solutions; or solid carriers such as starches, sugars, kaolin, lubricants, binders, disintegrating agents and the like in the case of powders, pills, capsules and tablets. Because of their ease in administration, tablets and capsules represent the most advantageous oral dosage unit form, in which case solid pharmaceutical carriers are obviously employed. For parenteral compositions, the carrier will usually comprise sterile water, at least in large part, though other ingredients, to aid solubility for example, may be included. Injectable solutions, for example, may be prepared in which the carrier comprises saline solution, glucose solution or a mixture of saline and glucose solution. Injectable suspensions may also be prepared in which case appropriate liquid carriers, suspending agents and the like may be employed. In the compositions suitable for percutaneous administration, the carrier optionally comprises a penetration enhancing agent and/or a suitable wetting agent, optionally combined with suitable additives of any nature in minor proportions, which additives do not cause a significant deleterious effect to the skin. Said additives may facilitate the administration to the skin and/or may be helpful for preparing the desired compositions. These compositions may be administered in various ways, e.g., as a transdermal patch, as a spot-on, as an ointment. It is especially advantageous to formulate the aforementioned pharmaceutical compositions in dosage unit form for ease of administration and uniformity of dosage. Dosage unit form as used in the specification and claims herein refers to physically discrete units suitable as unitary dosages, each unit containing a predetermined quantity of active ingredient calculated to produce the desired therapeutic effect in association with the required pharmaceutical carrier. Examples of such dosage unit forms are tablets (including scored or coated tablets), capsules, pills, powder packets, wafers, injectable solutions or suspensions, teaspoonfuls, tablespoonfuls and the like, and segregated multiples thereof.

Those skilled in the art could easily determine the effective amount from the test results presented hereinafter. In general it is contemplated that an effective amount would be from 0.0001 mg/kg to 100 mg/kg body weight, and in particular from 0.001 mg/kg to 10 mg/kg body weight. It may be appropriate to administer the required dose as two, three, four or more sub-doses at appropriate intervals throughout the day. Said sub-

doses may be formulated as unit dosage forms, for example, containing 0.01 to 500 mg, and in particular 0.1 mg to 200 mg of active ingredient per unit dosage form.

Experimental part

- 5 Hereinafter "THF" means tetrahydrofuran, "DIPE" means diisopropylether, "DCM" means dichloromethane, "DMF" means *N,N*-dimethylformamide and "ACN" means acetonitrile. Of some compounds of formula (I) the absolute stereochemical configuration was not experimentally determined. In those cases the stereochemically isomeric form which was first isolated is designated as "A" and the second as "B",
10 without further reference to the actual stereochemical configuration.

A. Preparation of the intermediates

Example A.1

- 15 1a) *N*-Phenyl-3-(3-chlorophenyl)-2-propenamide (58.6 g) and polyphosphoric acid (580 g) were stirred at 100°C overnight. The product was used without further purification, yielding quant. (\pm)-4-(3-chlorophenyl)-3,4-dihydro-2(1*H*)-quinolinone (interm. 1-a).
- 20 1b) Intermediate (1-a) (58.6 g), 4-chlorobenzoic acid (71.2 g) and polyphosphoric acid (580 g) were stirred at 140°C for 48 hours. The mixture was poured into ice water and filtered off. The precipitate was washed with water, then with a diluted NH₄OH solution and taken up in DCM. The organic layer was dried (MgSO₄), filtered off and evaporated. The residue was purified by column chromatography over silica gel (eluent : CH₂Cl₂/CH₃OH/NH₄OH 99/1/0.1). The pure fractions were collected and evaporated, and recrystallized from CH₂Cl₂/CH₃OH/DIPE, yielding 2.2g of (\pm)-6-(4-chlorobenzoyl)-4-(3-chlorophenyl)-3,4-dihydro-2(1*H*)-quinolinone (interm. 1-b,
25 mp. 194.8°C).
- 30 1c) Bromine (3.4 ml) in bromobenzene (80 ml) was added dropwise at room temperature to a solution of intermediate (1-b) (26 g) in bromobenzene (250 ml) and the mixture was stirred at 160°C overnight. The mixture was cooled to room temperature and basified with NH₄OH. The mixture was evaporated, the residue was taken up in ACN and filtered off. The precipitate was washed with water and air dried, yielding 24 g (92.7%) of product. A sample was recrystallized from CH₂Cl₂/CH₃OH/DIPE, yielding 2.8 g of 6-(4-chlorobenzoyl)-4-(3-chlorophenyl)-2(1*H*)-quinolinone; mp. 234.8°C (interm. 1-c).
- 35 1d) Iodomethane (6.2 ml) was added to a mixture of intermediate (1-c) (20 g) and benzyltriethylammonium chloride (5.7 g) in tetrahydrofuran (200 ml) and sodium hydroxide (10N) (200 ml) and the mixture was stirred at room temperature overnight. ethyl acetate was added and the mixture was decanted. The organic layer was washed

with water, dried (MgSO₄), filtered off and evaporated till dryness. The residue was purified by column chromatography over silica gel (eluent : CH₂Cl₂/CH₃OH/NH₄OH 99.75/0.25/0.1). The pure fractions were collected and evaporated, yielding 12.3 g (75%) of 6-(4-chlorobenzoyl)-4-(3-chlorophenyl)-1-methyl-2(1*H*)-quinolinone; mp. 154.7°C (interm. 1-d).

In a similar way, but starting from intermediate (1-b), (±)-6-(4-chlorobenzoyl)-4-(3-chlorophenyl)-3,4-dihydro-1-methyl-2(1*H*)-quinolinone (interm 1-e) was prepared.

Example A.2

10 Butyllithium in hexane (1.6 M) (12.75 ml) was added dropwise at -20°C under N₂ to a solution of 6-bromo-4-(3-chlorophenyl)-2-methoxyquinoline (6.7 g) in THF (60 ml) and the mixture was stirred at -20°C for 30 minutes. A solution of (1-butyl-1*H*-imidazol-5-yl)(4-chlorophenyl)methanone (3.35 g) in tetrahydrofuran (30 ml) was added at -20°C under N₂ and the mixture was stirred at room temperature for one night. Water 15 was added and the mixture was extracted with ethyl acetate. The organic layer was dried (MgSO₄), filtered off and evaporated. The residue was purified by column chromatography over silica gel (eluent : CH₂Cl₂/CH₃OH/NH₄OH 97/3/0.1). The pure fractions were collected and evaporated, yielding 2.5 g (total 48%) of (±)-α-(1-butyl-1*H*-imidazol-5-yl)-4-(3-chlorophenyl)-α-(4-chlorophenyl)-2-methoxy-6-quinoline-methanol (interm. 2). 20

Example A.3

3a) Butyllithium (30.1 ml) was added slowly at -78°C to a solution of *N,N*-dimethyl-1*H*-imidazol-1-sulfonamide (8.4 g) in tetrahydrofuran (150 ml) and the mixture was 25 stirred at -78°C for 15 minutes. Chlorotriethylsilane (8.1 ml) was added and the mixture was stirred till the temperature reached 20°C. The mixture was cooled till -78°C, butyllithium (30.1 ml) was added, the mixture was stirred at -78°C for 1 hour and allowed to reach -15°C. The mixture was cooled again till -78°C, a solution of 6-(4-chlorobenzoyl)-1-methyl-4-phenyl-2(1*H*)-quinolinone (15 g) in tetrahydrofuran (30 ml) 30 was added and the mixture was stirred till the temperature reached 20°C. The mixture was hydrolyzed and extracted with ethyl acetate. The organic layer was dried (MgSO₄), filtered off and evaporated till dryness. The product was used without further purification, yielding 26 g (100%) of (±)-4-[(4-chlorophenyl)(1,2-dihydro-1-methyl-2-oxo-4-phenyl-6-quinolinyl)hydroxymethyl]-*N,N*-dimethyl-2-(triethylsilyl)-1*H*- 35 imidazole-1-sulfonamide (interm. 3-a).

A mixture of intermediate (3-a) (26 g) in sulfuric acid (2.5 ml) and water (250 ml) was stirred and heated at 110°C for 2 hours. The mixture was poured into ice, basified with NH₄OH and extracted with DCM. The organic layer was dried (MgSO₄), filtered off

and evaporated till dryness. The residue was purified by column chromatography over silica gel (eluent : CH₂Cl₂/CH₃OH/NH₄OH 99/1/0.2). The pure fractions were collected and evaporated, yielding 2.4 g (11%) of (±)-4-[(4-chlorophenyl)(1,2-dihydro-1-methyl-2-oxo-4-phenyl-6-quinolinyl)hydroxymethyl]-*N,N*-dimethyl-1*H*-imidazole-1-sulfonamide (interm. 3-b).

Example A.4

Compound (3) (3 g) was added at room temperature to thionyl chloride (25 ml). The mixture was stirred and refluxed at 40°C overnight. The solvent was evaporated till dryness. The product was used without further purification, yielding 3.49 g of (±)-4-(3-chlorophenyl)-1-methyl-6-[1-(4-methylphenyl)-1-(4-methyl-4*H*-pyrrol-3-yl)ethyl]-2(1*H*)-quinolinone hydrochloride (interm. 4).

Example A.5

a) Toluene (1900 ml) was stirred in a round-bottom flask (5 l) using a water separator. (4-Chlorophenyl)(4-nitrophenyl)methanone (250 g) was added portionwise. *p*-Toluene-sulfonic acid (54.5 g) was added portionwise. Ethylene glycol (237.5 g) was poured out into the mixture. The mixture was stirred and refluxed for 48 hours. The solvent was evaporated. The residue was dissolved into ethyl acetate (5 l) and washed twice with a K₂CO₃ 10% solution. The organic layer was separated, dried (MgSO₄), filtered and the solvent was evaporated. The residue was stirred in DIPE, filtered off and dried (vacuum, 40°C, 24 hours), yielding 265 g (91%) of 2-(4-chlorophenyl)-2-(4-nitrophenyl)-1,3-dioxolane (interm. 5-a).

b) Sodium hydroxide (16.4 g) and (3-methoxyphenyl)acetonitrile (20.6 ml) were added at room temperature to a solution of interm. (5-a) (25 g) in methanol (100 ml) and the mixture was stirred at room temperature overnight. Water was added, the precipitate was filtered off, washed with cold methanol and dried. The product was used without further purification, yielding 30 g (90%) of 5-[2-(4-chlorophenyl)-1,3-dioxolan-2-yl]-3-(3-methoxyphenyl)-2,1-benzisoxazole (interm. 5-b).

c) Interm. (5-b) (30 g) in THF (250 ml) was hydrogenated with palladium on carbon (3 g) as a catalyst at room temperature for 12 hours under a 2.6 10⁵ Pa pressure in a Parr apparatus. After uptake of H₂ (1 equivalent), the catalyst was filtered through celite and the filtrate was evaporated till dryness. The product was used without further purification, yielding 31.2g (100%) of (3-methoxyphenyl)[2-amino-5-[2-(4-chlorophenyl)-1,3-dioxolan-2-yl]phenyl]methanone (interm. 5-c).

d) Acetic anhydride (13.9 ml) was added to a solution of interm. (5-c) (31.2 g) in toluene (300 ml) and the mixture was stirred and refluxed for 2 hours. The mixture was evaporated till dryness and the product was used without further purification, yielding

-22-

36.4 g (100%) of *N*-[2-(3-methoxybenzoyl)-4-[2-(4-chlorophenyl)-1,3-dioxolan-2-yl]phenyl]acetamide (interm. 5-d).

5 e) Potassium *tert*-butoxide (33 g) was added portionwise at room temperature to a solution of interm. (5-d) (36.4 g) in 1,2-dimethoxyethane (350 ml) and the mixture was stirred at room temperature overnight. The mixture was hydrolyzed and extracted with DCM. The organic layer was dried (MgSO₄), filtered off and evaporated till dryness. The product was used without further purification, yielding 43 g of 6-[2-(4-chlorophenyl)-1,3-dioxolan-2-yl]-4-(3-methoxyphenyl)-2(1*H*)-quinolinone (interm. 5-e).

10 f) A mixture of interm. (5-e) (43 g) in HCl (3N, 400 ml) and methanol (150 ml) was stirred and refluxed overnight. The mixture was cooled and filtered off. The precipitate was washed with water and diethyl ether and dried. The product was used without further purification, yielding 27 g (94%) of 6-(4-chlorobenzoyl)-4-(3-methoxyphenyl)-2(1*H*)-quinolinone (interm. 5-f).

15 g) Methyl iodide (1.58 ml) was added to a solution of interm. (5-f) (7.6 g) and benzyltriethylammonium chloride (BTEAC) (2.23 g) in THF (80 ml) and sodium hydroxide (40%, 80 ml). The mixture was stirred at room temperature for 2 hours. Water was added and the mixture was extracted with ethyl acetate. The organic layer was dried (MgSO₄), filtered, and the solvent was evaporated. The residue was purified by flash column chromatography over silica gel (eluent : DCM 100%). The desired fractions were
20 collected and the solvent was evaporated, yielding 7.1 g (90%) of 6-(4-chlorobenzoyl)-4-(3-methoxyphenyl)-1-methyl-2(1*H*)-quinolinone (interm. 5-g).

Example A.6

25 a) 3-(3-Chlorophenyl)-5-[2-(4-chlorophenyl)-1,3-dioxolan-2-yl]-2,1-benzisoxazole (interm. 6-a) was prepared analogous as intermediate (5-b).

b) A mixture of intermediate (6-a) (30 g) in HCl 3 N (220 ml) and methanol (165 ml) was stirred at 100°C for 5 hours. The mixture was poured into ice and basified with NH₃ (aq.). The precipitate was filtered off, washed with water and diethyl ether and dried, yielding 24.9 g (93%) of (4-chlorophenyl)[3-(3-chlorophenyl)-2,1-benzisoxazol-
30 5-yl]methanone (interm. 6-b). The product was used without further purification.

c) Butyllithium in hexanes (10 ml) was added slowly at -70°C under N₂ flow to a solution of 1-methylimidazole (1.31 g) in THF (30 ml). The mixture was stirred at -70°C for 45 minutes. Chlorotriethylsilane (2.7 ml) was added. The mixture was allowed to warm to 15°C and cooled to -70°C. Butyllithium (10 ml) was added slowly. The mixture
35 was stirred at -70°C for 1 hour, allowed to warm to -15°C and cooled to -70°C. A solution of intermediate (6-b) (4.9 g) in THF (60 ml) was added. The mixture was stirred at -70°C for 30 minutes, then hydrolyzed with water, extracted with ethyl acetate

and decanted. The organic layer was dried (MgSO₄), filtered and the solvent was evaporated. The residue (8.2 g) was purified by column chromatography over silica gel (eluent : CH₂Cl₂/CH₃OH/NH₄OH 96/4/0.2) and crystallized from 2-propanone/diethyl ether. The precipitate was filtered off and dried, yielding 1.5 g (25%) of (±)-3-(3-chlorophenyl)-α-(4-chlorophenyl)-α-(1-methyl-1*H*-imidazol-5-yl)-2,1-benzisoxazole-5-methanol (interm. 6-c).

d) TiCl₃/15% in H₂O (200 ml) was added at room temperature to a solution of intermediate (6-c) (38 g) in THF (300 ml). The mixture was stirred at room temperature for 90 minutes. The mixture was poured out on ice, basified with K₂CO₃, filtered over celite, washed with ethyl acetate and decanted. The organic layer was dried (MgSO₄), filtered and the solvent was evaporated. The residue was purified by column chromatography over silica gel (eluent : CH₂Cl₂/CH₃OH/NH₄OH 97/3/0.1 and 95/5/0.1), yielding 18.7 g (49%) of (±)-[2-amino-5-[(4-chlorophenyl)hydroxy(1-methyl-1*H*-imidazol-5-yl)methyl]phenyl](3-chlorophenyl)methanone (interm. 6-d).

B. Preparation of the final compounds

Example B.1

1-Methylimidazole (4.69 ml) in tetrahydrofuran (100 ml) was stirred at -78°C. A solution of butyllithium in hexanes (2.5 M) (36.7 ml) was added dropwise and the mixture was stirred at -78°C for 15 minutes. Chlorothiethylsilane (9.87 ml) was added and the mixture was brought to room temperature. The mixture was cooled till -78°C, a solution of butyllithium in hexanes (2.5 M) (36.7 ml) was added dropwise, the mixture was stirred at -78°C for 1 hour and brought till -15°C. The mixture was cooled till -78°C, a solution of intermediate (1-d) (20 g) in THF (40 ml) was added and the mixture was brought to room temperature. The mixture was hydrolyzed at 0°C and extracted with ethyl acetate. The organic layer was dried (MgSO₄), filtered off and evaporated till dryness, yielding 36 g of product. The product was purified by column chromatography over silica gel (eluent : CH₂Cl₂/CH₃OH/NH₄OH 97/3/0.1). The pure fractions were collected, evaporated, and crystallized from 2-propanone, CH₃OH and (C₂H₅)₂O. The precipitate was filtered off, washed with (C₂H₅)₂O and dried, yielding 12.4 g (52%) of (±)-4-(3-chlorophenyl)-6-[(4-chlorophenyl)hydroxy(1-methyl-1*H*-imidazol-5-yl)methyl]-1-methyl-2(1*H*)-quinolinone; (comp. 3, mp.233.6°C).

In a similar way, but using intermediate (5-g) or intermediate (1-e) instead of intermediate (1-d), respectively (±)-6-[(4-chlorophenyl)hydroxy(1-methyl-1*H*-imidazol-5-yl)methyl]-4-(3-methoxyphenyl)-1-methyl-2(1*H*)-quinolinone (comp. 36) and (±)-4-(3-chlorophenyl)-6-[(4-chlorophenyl)hydroxy(1-methyl-1*H*-imidazol-5-yl)methyl]-3,4-dihydro-1-methyl-2(1*H*)-quinolinone (comp. 127) were prepared.

Example B.2

Hydrochloric acid (60 ml) was added to a solution of intermediate (2) (2.5 g) in THF (10 ml) and the mixture was stirred and heated at 100°C for 3 hours. The mixture was cooled, the precipitate was filtered off, washed with water, then with diethyl ether and dried, yielding 2.7 g (100%) of (±)-6-[(1-butyl-1*H*-imidazol-5-yl)-(4-chlorophenyl)hydroxymethyl]-4-(3-chlorophenyl)-2(1*H*)-quinolinone (comp. 8).

Example B.3

Sodium hydride (0.28 g) was added to a mixture of compound (3) (3 g) in DMF (50 ml) under N₂ and the mixture was stirred for 15 minutes. Iodomethane (1.5 ml) was added and the mixture was stirred at room temperature for 1 hour. The mixture was hydrolyzed and extracted with diethyl ether and methanol. The organic layer was dried (MgSO₄), filtered off and evaporated till dryness, yielding 4.4 g of residue. The residue was purified by column chromatography over silica gel (eluent : CH₂Cl₂/CH₃OH/NH₄OH 95.5/4.5/0.2). The pure fractions were collected and evaporated. The product was converted into the ethanedioic acid salt (1:1) in 2-propanone and filtered off. The residue was crystallized from 2-propanone, diethyl ether and DIPE. The precipitate was filtered off, washed with diethyl ether, dried and recrystallized from 2-propanone, methanol and DIPE. The precipitate was filtered off, washed with diethyl ether and dried, yielding 0.95 g (25%) of (±)-4-(3-chlorophenyl)-6-[(4-chlorophenyl)methoxy(1-methyl-1*H*-imidazol-5-yl)methyl]-1-methyl-2(1*H*)-quinolinone ethanedioate(1:1).dihydrate; (comp. 4, mp. 154.6°C).

Example B.4

Iodomethane (0.38 ml) was added dropwise at room temperature to a solution of compound (8) (2.44 g) and *N,N,N*-triethylbenzenemethanaminium chloride (0.54 g) in tetrahydrofuran (30 ml) and sodium hydroxide (40%) (30 ml) and the mixture was stirred at room temperature for 3 hours. Water was added and the mixture was extracted with ethyl acetate. The organic layer was dried (MgSO₄), filtered off and evaporated. The residue was purified by column chromatography over silica gel (eluent : CH₂Cl₂/CH₃OH/ NH₄OH 96.5/3.5/0.1). The pure fractions were collected, evaporated and crystallized from 2-propanone and DIPE. The precipitate was filtered off, washed with diethyl ether and dried, yielding 1.4 g (56%) of (±)-4-(3-chlorophenyl)-6-[(1-butyl-1*H*-imidazol-5-yl)(4-chlorophenyl)hydroxymethyl]-1-methyl-2(1*H*)-quinolinone; (comp. 9, mp. 174.6°C).

Example B.5

Iodomethane (1.4 ml) was added to a mixture of (±)-6-(4-chlorophenyl)-1*H*-

imidazol-4-ylmethyl]-1-methyl-4-phenyl-2(1*H*)-quinolinone (7.5 g) and benzyltriethylammonium chloride (2 g) in THF (75 ml) and sodium hydroxide (75 ml) and the mixture was stirred at room temperature for 1 hour. Water was added and the mixture was extracted with ethyl acetate. The organic layer was dried (MgSO₄), filtered
5 off and evaporated till dryness. The residue was purified by column chromatography over silica gel (eluent : CH₂Cl₂/CH₃OH/NH₄OH 98.5/1.5/0.1). The pure fractions were collected and evaporated. Fraction 1 (3.5 g) was recrystallized from diethyl ether, yielding 3.3 g (42%) of (±)-6-[(4-chlorophenyl)(1-methyl-1*H*-imidazol-4-yl)methyl]-1-methyl-4-phenyl-2(1*H*)-quinolinone; mp. 149.9°C (comp. 44). Fraction 2 was
10 recrystallized from 2-propanone, methanol and diethyl ether, yielding 1.6 g (20%) of (±)-6-[(4-chlorophenyl)(1-methyl-1*H*-imidazol-5-yl)methyl]-1-methyl-4-phenyl-2(1*H*)-quinolinone (comp. 2, mp. 96.8°C).

Example B.6

15 Sodium borohydride (5.6 g) was added portionwise at 0°C under N₂ to compound (3) (7.2 g) dissolved in trifluoroacetic acid (150 ml) and the mixture was stirred at room temperature overnight. The mixture was poured into ice, basified with NaOH 3N, then concentrated NaOH and extracted with ethyl acetate. The organic layer was dried (MgSO₄), filtered off and evaporated till dryness. The residue was purified by column
20 chromatography over silica gel (eluent : CH₂Cl₂/CH₃OH 95/5). The pure fractions were collected and evaporated, yielding 4.3 g (62%) of fraction 1; 0.2 g (3%) of fraction 2 and 2 g (29%) of fraction 3. Fraction 1 was converted into the ethanedioic acid salt (1:1) in 2-propanone and diethyl ether. The precipitate was filtered off, washed with diethyl ether and dried, yielding 4.7 g (55%) of (±)-4-(3-chlorophenyl)-6-[(4-chlorophenyl)(1-methyl-1*H*-imidazol-5-yl)methyl]-1-methyl-2(1*H*)-quinolinone ethanedioate(1:1).mono-
25 hydrate (comp. 5, mp. 157.4°C).

Example B.7

A solution of compound 90 (4.2 g) in 1,2-dimethoxyethane (70 ml) was stirred under N₂
30 for 30 minutes. Iodomethane (0.83 ml), followed by potassium *tert*-butoxide (2 g) were added portionwise and the mixture was stirred at room temperature for 30 minutes. Water was added and the mixture was extracted with ethyl acetate. The organic layer was dried (MgSO₄), filtered off and evaporated. The residue was purified by column chromatography over silica gel (eluent : cyclohexane/2-propanol/NH₄OH 85/5/0.5 to
35 80/20/1) and converted into the ethanedioic acid salt, crystallized from 2-propanone and filtered off, yielding 1.16 g (23.6%) of (±)-4-(3-chlorophenyl)-6-[1-(4-chlorophenyl)-1-(1-methyl-1*H*-imidazol-5-yl)ethyl]-1-methyl-2(1*H*)-quinolinone.ethanedioate (1:1); (comp. 12, mp. 203.9°C).

In a similar way, but replacing iodomethane by dichloromethane or dibromomethane, respectively (\pm)-6-[2-chloro-1-(4-chlorophenyl)-1-(1-methyl-1*H*-imidazol-5-yl)ethyl]-4-(3-chlorophenyl)-1-methyl-2(1*H*)-quinolinone ethanedioate (1:1) (comp. 69) and (\pm)-6-[2-bromo-1-(4-chlorophenyl)-1-(1-methyl-1*H*-imidazol-5-yl)ethyl]-4-(3-chlorophenyl)-1-methyl-2(1*H*)-quinolinone (comp. 70) were prepared.

Example B.8

a) Compound (3) (3 g) was separated (into its enantiomers) and purified by high-performance liquid chromatography over Chiracel OD (20 μ m; eluent : hexane/ethanol 50/50). The pure (A)-fractions were collected, and the solvent was evaporated, yielding 1.6 g ((A); LCI: > 99%). The pure (B)-fractions were collected, and the solvent was evaporated, yielding 1.5 g ((B); LCI: > 99%). The (A)-residue was dissolved in 2-propanol and converted into the ethanedioic acid salt (1:1). The precipitate was filtered off and dried, yielding 0.6 g (17%) of (A)-4-(3-chlorophenyl)-6-[(4-chlorophenyl)-hydroxy(1-methyl-1*H*-imidazol-5-yl)methyl]-1-methyl-2(1*H*)-quinolinone ethanedioate (1:1); $[\alpha]_D^{20} = +17.96^\circ$ (c = 1% in methanol) (comp. 23). The (B)-residue was dissolved in 2-propanol and converted into the ethanedioic acid salt (1:1). The precipitate was filtered off and dried, yielding 0.6 g (17%) (B)-4-(3-chlorophenyl)-6-[(4-chlorophenyl)hydroxy(1-methyl-1*H*-imidazol-5-yl)methyl]-1-methyl-2(1*H*)-quinolinone ethanedioate(1:1); $[\alpha]_D^{20} = -18.87^\circ$ (c = 1% in methanol) (comp. 24).

b) Compound 14 (4 g) was separated (into its enantiomers) and purified by chiral column chromatography over Chiralcel OD (25 cm; eluent : 100% ethanol; flow: 0.5 ml/min; wavelength : 220 nm). The pure (A)-fractions were collected, and the solvent was evaporated. This residue was dissolved in DCM (100 ml), filtered, and the filtrate was evaporated. The residue was stirred in DIPE (100 ml), filtered off and dried, yielding 1.3 g (A)-6-[amino(4-chlorophenyl)(1-methyl-1*H*-imidazol-5-yl)methyl]-4-(3-chlorophenyl)-1-methyl-2(1*H*)-quinolinone (comp. 74).

The pure (B)-fractions were collected and evaporated. The residue was crystallized from 2-propanol. The precipitate was filtered off, yielding 1.3 g (B)-6-[amino(4-chlorophenyl)(1-methyl-1*H*-imidazol-5-yl)methyl]-4-(3-chlorophenyl)-1-methyl-2(1*H*)-quinolinone ($[\alpha]_D^{20} = +22.86^\circ$ (c = 49.22 mg/5 ml in methanol) (comp. 75).

Example B.9

Air was bubbled through a solution of compound (47) (3.6 g) in THF (40 ml) for 30 minutes. 2-Methyl-2-propanol potassium salt (4.4 g) was added. The mixture was stirred at room temperature for 3 hours, hydrolyzed and then extracted with DCM. The organic layer was separated, dried (MgSO₄), filtered and the solvent was evaporated, yielding 2.9 g of product. The product was purified by column chromatography over

silica gel (eluent : CH₂Cl₂/ CH₃OH/NH₄OH 97.5/2.5/0.1). The pure fractions were collected and the solvent was evaporated. The residue was crystallized from 2-propanone / DIPE. The precipitate was filtered off and dried, yielding 1.3 g (35%) of (±)-4-(3-chlorophenyl)-6-[(4-chlorophenyl)hydroxy(1-methyl-1*H*-imidazol-4-yl)methyl]-1-methyl-2(1*H*)-quinolinone (comp. 48).

Example B.10

A mixture of (±)-4-[(4-chlorophenyl)(1,2-dihydro-1-methyl-2-oxo-4-phenyl-6-quinolinyl)hydroxymethyl]-*N,N*-dimethyl-1*H*-imidazole-1-sulfonamide (2.4 g) in hydrochloric acid (10 ml), water (30 ml) and methanol (15 ml) was stirred and heated at 110°C for 14 hours. The mixture was cooled, basified with NH₃ (aq.) and extracted with DCM. The organic layer was dried (MgSO₄), filtered off and evaporated till dryness. The residue was purified by column chromatography over silica gel (eluent : CH₂Cl₂/CH₃OH/NH₄OH 95/5/0.2). The pure fractions were collected and evaporated. The residue (1.25 g) was crystallized from 2-propanone/ DIPE, yielding 1 g (48.3%) of (±)-6-[(4-chlorophenyl)hydroxy(1*H*-imidazol-4-yl)methyl]-1-methyl-4-phenyl-2(1*H*)-quinolinone monohydrate (comp. 43).

Example B.11

Compound (3) (4 g) was dissolved in DCM (10 ml) and acetic acid (5.6 ml) at 45°C. Zinc chloride (5.5 g), followed by cyanoacetic acid (3.5 g) were added. The mixture was stirred at 120°C for 3 hours and then at 160°C for 10 hours. Water was added and the mixture was extracted with DCM. The organic layer was washed with K₂CO₃ 10%, dried (MgSO₄), filtered, and the solvent was evaporated. The residue was purified by column chromatography over silica gel (eluent : CH₂Cl₂/CH₃OH/NH₄OH 96/4/0.2), crystallized from 2-propanone/ DIPE, filtered off and dried, yielding 1.95 g (45%) of (±)-4-(3-chlorophenyl)-β-(4-chlorophenyl)-1,2-dihydro-1-methyl-β-(1-methyl-1*H*-imidazol-5-yl)-2-oxo-6-quinolinepropanenitrile; (comp. 25, mp. 151.3°C).

Example B.12

Sulfuric acid (1 ml) was added dropwise to acetonitrile (30 ml), while stirring. Compound 3 (3 g) was added. The mixture was stirred at 80°C for 3 hours and then cooled. K₂CO₃ 10% was added and the mixture was extracted with ethyl acetate. The organic layer was separated, dried (MgSO₄), filtered and the solvent was evaporated till dryness. The residue (3.58 g) was dissolved in 2-propanone and converted into the ethanedioic acid salt (1:1). The precipitate was filtered off, dried and crystallized from 2-propanone/CH₃OH. The precipitate was filtered off and dried, yielding 3.5 g (92%)

of (\pm)-*N*-[(4-chlorophenyl)[4-(3-chlorophenyl)-1,2-dihydro-1-methyl-2-oxo-6-quinolinyl](1-methyl-1*H*-imidazol-5-yl)methyl]acetamide ethanedioate (1:1) (comp. 56).

Example B.13

5 NH₃ (aq.) (40 ml) was added at room temperature to a mixture of intermediate 4 (7 g) in THF (40 ml). The mixture was stirred at 80°C for 1 hour, then hydrolyzed and extracted with DCM. The organic layer was separated, dried (MgSO₄), filtered and the solvent was evaporated. The residue was purified by column chromatography over silica gel (eluent : toluene/2-propanol/NH₄OH 80/20/1). The pure fractions were collected and the
10 solvent was evaporated, yielding 4.4 g (\pm)-6-[amino(4-chlorophenyl)(1-methyl-1*H*-imidazol-5-yl)methyl]-4-(3-chlorophenyl)-1-methyl-2(1*H*)-quinolinone (comp. 14).

Example B.14

A solution of compound 36 (6.2 g) in DCM (140 ml) was cooled and tribromoborane
15 (32 ml) was added dropwise. The mixture was stirred at room temperature for the days. The mixture was poured out into ice water, basified with NH₃ (aq.) and extracted with CH₂Cl₂/CH₃OH. The organic layer was separated, dried (MgSO₄), filtered and the solvent was evaporated till dryness, yielding 6 g (100%) of (\pm)-6-[(4-chlorophenyl)-hydroxy(1-methyl-1*H*-imidazol-5-yl)methyl]-4-(3-hydroxyphenyl)-1-methyl-2(1*H*)-
20 quinolinone (comp. 54).

Example B.15

A mixture of compound 54 (2.5 g), 2-chloro-*N,N*-dimethyl-ethanamine (1.9 g) and potassium carbonate (2.2 g) in ACN (50 ml) and DMF (50 ml) was stirred at 100°C
25 overnight. The solvent was evaporated till dryness. The residue was taken up in CH₂Cl₂/water and decanted. The organic layer was dried, filtered and the solvent was evaporated. The residue (2.7 g) was purified by column chromatography over silica gel (eluent : CH₂Cl₂/CH₃OH/NH₄OH 97/3/0.1 to 90/10/0.1). The pure fractions were collected and the solvent was evaporated. The residue was converted into the ethanedioic
30 acid salt (1:1) in 2-propanone. The precipitate was filtered off, washed with 2-propanone / diethyl ether and dried. The residue was converted into the free base. The precipitate was filtered off and dried. The residue was crystallized from diethyl ether. The precipitate was filtered off and dried, yielding 0.35 g (12%) of (\pm)-6-[(4-chlorophenyl)hydroxy(1-methyl-1*H*-imidazol-5-yl)methyl]-4-[3-[2-(dimethylamino)ethoxy]-phenyl]-1-methyl-2(1*H*)-quinolinone (comp. 62).
35

Example B.16

P₄S₁₀ (12 g) was added to a mixture of compound 90 (6 g) in pyridine (72 ml). The mixture was stirred and refluxed for 6 hours. Ice water was added. The precipitate was filtered off, washed with water and taken up in DCM. The organic layer was separated, dried (MgSO₄), filtered and the solvent was evaporated till dryness. The residue was purified by column chromatography over silica gel (eluent : CH₂Cl₂/CH₃OH/NH₄OH 97.5/2.5/0.1). The pure fractions were collected and the solvent was evaporated. The residue was crystallized from 2-propanone/diethyl ether. The precipitate was filtered off and dried, yielding 1 g of (±)-4-(3-chlorophenyl)-6-[(4-chlorophenyl)(1-methyl-1*H*-imidazol-5-yl)methyl]-1-methyl-2(1*H*)-quinolinethione (comp. 128).

Example B.17

A mixture of ethyl malonyl chloride (6.4 ml) in DCM (50 ml) was added dropwise at room temperature to a solution of intermediate (6-d) (15 g) and pyridine (10.7 ml) in DCM (150 ml). The mixture was stirred at room temperature overnight. Water was added and the mixture was decanted. The organic layer was dried (MgSO₄), filtered and the solvent was evaporated. The residue (21 g) was purified by column chromatography over silica gel (eluent : CH₂Cl₂/2-propanol/NH₄OH 92/8/0.4). The desired fractions were collected and the solvent was evaporated, yielding 10.9 g (60%) of (±)-ethyl 4-(3-chlorophenyl)-6-[(4-chlorophenyl)hydroxy(1-methyl-1*H*-imidazol-5-yl)methyl]-1,2-dihydro-2-oxo-3-quinolinecarboxylate (comp. 144).

Example B.18

a) A mixture of benzoyl chloride (3.1 ml) in DCM (25 ml) was added dropwise at room temperature to a solution of interm. (6-d) (7 g) and pyridine (5 ml) in DCM (70 ml). The mixture was stirred at room temperature for 45 minutes. Water was added and the mixture was decanted. The organic layer was dried (MgSO₄), filtered and the solvent was evaporated, yielding 8.8 g of (±)-*N*-[2-(3-chlorobenzoyl)-4-[(4-chlorophenyl)hydroxy(1-methyl-1*H*-imidazol-5-yl)methyl]phenyl]benzeneacetamide (interm. 7). The product was used without further purification.

b) Potassium *tert*-butoxide (8.7 g) was added to a mixture of intermediate 7 (8.8 g) in DME (70 ml). The mixture was stirred at 50°C for 3 hours. Water (5 ml) was added and the solvent was evaporated, yielding 8.5 g of (±)-4-(3-chlorophenyl)-6-[(4-chlorophenyl)hydroxy(1-methyl-1*H*-imidazol-5-yl)methyl]-3-phenyl-2(1*H*)-quinolinone (comp. 140).

Example B.19

NH₃ (aq.) (150 ml) was cooled to 5°C. A solution of (±)-4-(3-chlorophenyl)-1-methyl-6-[1-(4-methylphenyl)-1-(4-methyl-4*H*-pyrrol-3-yl)ethyl]-2(1*H*)-quinolinone hydrochloride (16.68 g) in THF (150 ml) was added. The mixture was stirred at room temperature for 2 hours, decanted and extracted with ethyl acetate. The organic layer was dried (MgSO₄), filtered and the solvent was evaporated till dryness. The reaction was carried out twice. The residues were combined and purified by column chromatography over silica gel (eluent : toluene/2-propanol/NH₄OH 70-29-1). The pure fractions were collected and the solvent was evaporated. The residue was crystallized from CH₂Cl₂/CH₃OH/CH₃CN. The precipitate was filtered off and the mother layer was evaporated till dryness, purified by column chromatography (eluent : CH₃OH/NH₄OAc (0.5% in H₂O) 70/30). Two pure fractions were collected and their solvents were evaporated till dryness. Fraction 2 was recrystallized from CH₂Cl₂/diethyl ether. The precipitate was filtered off and dried, yielding 0.8 g of (±)-6-[amino(4-chlorophenyl)(1-methyl-1*H*-imidazol-5-yl)methyl]-3-chloro-4-(3-chlorophenyl)-1-methyl-2(1*H*)-quinolinone (comp. 143).

Example B.20

Sulfuric acid (1 ml) was added at room temperature to a solution of compound 3 (3.5 g) in methoxyacetonitrile (10 ml) and the mixture was stirred and heated at 80°C for 3 hours. The mixture was cooled, poured into ice, basified with NH₃ (aq.) and filtered off. The precipitate was taken up in DCM. The organic layer was separated, dried, (MgSO₄), filtered and the solvent was evaporated. The residue was purified by column chromatography over silica gel (eluent : CH₂Cl₂/CH₃OH/NH₄OH 96/4/0.3). The pure fractions were collected and the solvent was evaporated. The residue was converted into the hydrochloric acid salt (1:1) and crystallized from ACN. The precipitate was filtered off and dried, yielding 2.5 g (58%) of (±)-*N*-[(4-chlorophenyl)[4-(3-chlorophenyl)-1,2-dihydro-1-methyl-2-oxo-6-quinolinyl](1-methyl-1*H*-imidazol-5-yl)methyl]-2-methoxyacetamide monohydrochloride (comp. 89).

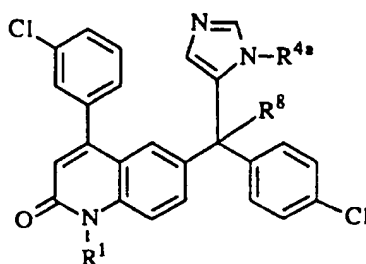
Example B.21

A solution of intermediate (4) (3.3 g) in THF (10 ml) was added dropwise at room temperature to a solution of methanamine in water (40 ml). The mixture was stirred at 80°C for 45 minutes, taken up in water and extracted with DCM. The organic layer was separated, dried (MgSO₄), filtered and the solvent was evaporated. The residue was purified by column chromatography over silica gel (eluent : CH₂Cl₂/CH₃OH/NH₄OH 97/3/0.3 and 95/5/0.3). The pure fractions were collected and the solvent was evaporated. The residue was crystallized from diethyl ether. The precipitate was filtered

off and dried, yielding 0.89 g (28%) of (\pm)-4-(3-chlorophenyl)-6-[(4-chlorophenyl)(methylamino)(1-methyl-1*H*-imidazol-5-yl)methyl]-1-methyl-2(1*H*)-quinolinone monohydrate (comp. 61).

- 5 Tables 1 to 8 list the compounds that were prepared according to one of the above Examples and table 9 lists both the experimental (column heading "exp.") and theoretical (column heading "theor.") elemental analysis values for carbon, hydrogen and nitrogen of the compounds as prepared in the experimental part hereinabove.

10 Table 1:



Co. No.	Ex. No.	R ¹	R ^{4a}	R ⁸	Physical data
3	B.1	CH ₃	CH ₃	OH	mp. 233.6°C
4	B.3	CH ₃	CH ₃	OCH ₃	mp. 140-160°C; .C ₂ H ₂ O ₄ .H ₂ O
5	B.6	CH ₃	CH ₃	H	mp. 165°C; .C ₂ H ₂ O ₄ .H ₂ O
6	B.5	CH ₃	CH ₂ CH ₃	H	mp. 180°C; .C ₂ H ₂ O ₄ .1/2H ₂ O
7	B.2	H	CH ₃	H	mp. 260°C
8	B.2	H	(CH ₂) ₃ CH ₃	OH	-
9	B.4	CH ₃	(CH ₂) ₃ CH ₃	OH	mp. 174°C
10	B.3	H	CH ₃	OCH ₂ COOCH ₂ CH ₃	mp. 185°C; .3/2C ₂ H ₂ O ₄
11	B.3	CH ₃	CH ₃	O(CH ₂) ₂ N(CH ₃) ₂	mp. 120°C
12	B.7	CH ₃	CH ₃	CH ₃	mp. 210°C; .C ₂ H ₂ O ₄
13	B.7	CH ₃	CH ₃	CH ₂ CH ₃	mp. 196°C; .C ₂ H ₂ O ₄
14	B.13	CH ₃	CH ₃	NH ₂	mp. 220°C
72	B.13	CH ₃	CH ₃	NH ₂	.3/2-(E)-C ₄ H ₄ O ₄
73	B.13	CH ₃	CH ₃	NH ₂	.2HCl
74	B.8b	CH ₃	CH ₃	NH ₂	(A)

Co. No.	Ex. No.	R ¹	R ^{4a}	R ⁸	Physical data
75	B.8b	CH ₃	CH ₃	NH ₂	(B)
15	B.3	CH ₃	CH ₃	O(CH ₂) ₃ OH	mp. 135°C
16	B.3	CH ₃	CH ₃	O(CH ₂) ₂ CH ₃	mp. 180°C; .C ₂ H ₂ O ₄ .3/2(H ₂ O)
17	B.3	CH ₃	CH ₃	O(CH ₂) ₂ O-C ₆ H ₅	mp. 144°C; .3/2(C ₂ H ₂ O ₄)
18	B.2	H	CH(CH ₃) ₂	OH	-
19	B.4	CH ₃	CH(CH ₃) ₂	OH	mp. 254°C
20	B.2	H	(CH ₂) ₂ OCH ₃	OH	mp. 112°C
21	B.4	CH ₃	(CH ₂) ₂ OCH ₃	OH	mp. 192°C
22	B.3	CH ₃	CH ₃	O(CH ₂) ₂ OH	mp. 198°C
23	B.8a	CH ₃	CH ₃	OH	mp. 150-200°C; (A); .C ₂ H ₂ O ₄
24	B.8a	CH ₃	CH ₃	OH	mp. 150-200°C; (B); .C ₂ H ₂ O ₄
25	B.11	CH ₃	CH ₃	CH ₂ -CN	mp. 154°C
27	B.2	H	(CH ₂) ₃ OCH ₃	OH	-
28	B.4	CH ₃	(CH ₂) ₃ OCH ₃	OH	mp. 196°C; .H ₂ O
29	B.3	CH ₃	CH ₃	O(CH ₂) ₃ OCH ₂ CH ₃	mp. 105°C; .3/2(H ₂ O)
31	B.2	H	CH ₃	OH	> 260°C
32	B.6	CH ₃	(CH ₂) ₂ OCH ₃	H	mp. 140°C; .3/2(C ₂ H ₂ O ₄)
33	B.6	CH ₃	(CH ₂) ₃ OCH ₃	H	mp. 180°C; .HCl
56	B.12	CH ₃	CH ₃	-NHCOCH ₃	.C ₂ H ₂ O ₄
58	B.11	CH ₃	CH ₃	-CH ₂ COOCH ₂ CH ₃	.C ₂ H ₂ O ₄ .3/2(H ₂ O)
60	B.11	CH ₃	CH ₃	1-imidazolyl	-
61	B.21	CH ₃	CH ₃	-NH-CH ₃	mp. 164°C
65	B.2	H	(CH ₂) ₃ SOCH ₃	OH	.H ₂ O
66	B.13	CH ₃	CH ₃	-N(CH ₃) ₂	.2C ₂ H ₂ O ₄ .H ₂ O mp. 160°C
67	B.13	CH ₃	CH ₃	-NH-(CH ₂) ₂ OCH ₃	mp. 216°C
68	B.13	CH ₃	CH ₃	-NH-(CH ₂) ₂ -OH	-
69	B.7	CH ₃	CH ₃	-CH ₂ Cl	.2C ₂ H ₂ O ₄ mp. 220°C
70	B.7	CH ₃	CH ₃	-CH ₂ Br	-
71	*	CH ₃	CH ₃	-CH ₂ OH	.2C ₂ H ₂ O ₄
76	B.4	-(CH ₂) ₂ OCH ₃	CH ₃	OH	mp. 150°C

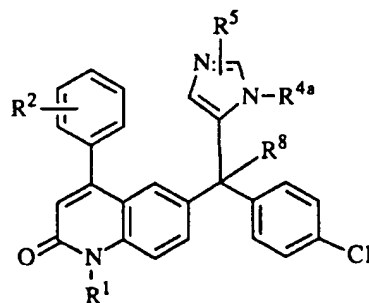
Co. No.	Ex. No.	R ¹	R ^{4a}	R ⁸	Physical data
77	*	CH ₃	CH ₃	-CH ₂ OCH ₃	.2C ₂ H ₂ O ₄ mp. 166°C
78	B.13	CH ₃	CH ₃	-NH-OCH ₃	mp. 170°C
79	B.20	CH ₃	CH ₃	-NH-CONH ₂	.2H ₂ O
80	**	CH ₃	CH ₃	-CH ₂ CONH ₂	-
81	B.13	CH ₃	CH ₃	-NH-OH	-
82	B.13	CH ₃	CH ₃	-NH(CH ₂) ₂ N(CH ₃) ₂	-
83	B.4	(CH ₂) ₂ N(CH ₃) ₂	CH ₃	OH	.3/2C ₂ H ₂ O ₄ .3/2H ₂ O mp. 200 °C
84	*	CH ₃	CH ₃	-CH ₂ N(CH ₃) ₂	.C ₂ H ₂ O ₄ mp. 210°C
85	B.4	CH ₃	CH ₃	-N(CH ₃) ₂	-
86	B.4	CH ₃	CH ₃	NHCOCH ₂ N(CH ₃) ₂	-
87	B.4	CH ₃	CH ₃	-NH(CH ₂) ₉ CH ₃	-
88	B.4	CH ₃	CH ₃	-NH(CH ₂) ₂ NH ₂	-
89	B.20	CH ₃	CH ₃	-NHCOCH ₂ OCH ₃	.HCl mp. 220°C
90	B.6	CH ₃	CH ₃	H	-
91	B.20	CH ₃	CH ₃	-NHCOCH ₂ C ₆ H ₅	.C ₂ H ₂ O ₄ .H ₂ O mp. 170°C
92	B.20	CH ₃	CH ₃	-NHCOC ₆ H ₅	mp. 242°C
93	B.20	CH ₃	CH ₃	-NHCOCONH ₂	.C ₂ H ₂ O ₄ .H ₂ O mp. 186°C
94	B.13	CH ₃	CH ₃	-NHC ₆ H ₅	mp. 165°C

* : prepared by functional-group transformation of compound 70

** : prepared by functional-group transformation of compound 25

Table 2:

5



Co. No.	Ex. No.	R ¹	R ²	R ^{4a}	R ⁵	R ⁸	Physical data
1	B.1	CH ₃	H	CH ₃	H	OH	mp. >250°C
2	B.5	CH ₃	H	CH ₃	H	H	mp. 100-110°C
26	B.1	CH ₃	3-Cl	CH ₃	2-CH ₃	OH	mp. 200°C
30	B.6	CH ₃	3-Cl	CH ₃	2-CH ₃	H	mp. 120-140°C; .3/2(C ₂ H ₂ O ₄).H ₂ O
34	B.1	CH ₃	3-O-CH ₂ -CH ₃	CH ₃	H	OH	mp. 190°C
35	B.6	CH ₃	3-O-CH ₂ -CH ₃	CH ₃	H	H	mp. 160-180°C; .HCl.H ₂ O
36	B.1	CH ₃	3-O-CH ₃	CH ₃	H	OH	mp. 210°C
37	B.1	CH ₃	3-O-(CH ₂) ₂ -CH ₃	CH ₃	H	OH	mp. 150-160°C
38	B.1	CH ₃	3-O-(CH ₂) ₃ -CH ₃	CH ₃	H	OH	mp. 150-160°C
49	B.1	CH ₃	4-O-CH ₂ -CH ₃	CH ₃	H	OH	mp. 184.2°C
50	B.1	CH ₃	3-O-CH-(CH ₃) ₂	CH ₃	H	OH	mp. 147.1°C
51	B.6	CH ₃	3-O-(CH ₂) ₃ -CH ₃	CH ₃	H	H	mp. 164.2°C; .3/2(C ₂ H ₂ O ₄)
52	B.6	CH ₃	3-O-(CH ₂) ₂ -CH ₃	CH ₃	H	H	.3/2(C ₂ H ₂ O ₄)
53	B.6	CH ₃	3-O-CH-(CH ₃) ₂	CH ₃	H	H	mp. 133.9°C; .C ₂ H ₂ O ₄ .H ₂ O
54	B.14	CH ₃	3-OH	CH ₃	H	OH	-
64	B.10	CH ₃	3-OH	CH ₃	H	OH	.HCl.H ₂ O
55	B.6	CH ₃	3-OH	CH ₃	H	H	mp. >250°C
57	B.1	CH ₃	2-OCH ₂ CH ₃	CH ₃	H	OH	-
59	B.13	CH ₃	3-OCH ₂ CH ₃	CH ₃	H	NH ₂	-
95	B.8a	CH ₃	3-OCH ₂ CH ₃	CH ₃	H	NH ₂	(A)
96	B.8a	CH ₃	3-OCH ₂ CH ₃	CH ₃	H	NH ₂	(B)
62	B.15	CH ₃	3-O(CH ₂) ₂ N(CH ₃) ₂	CH ₃	H	OH	-
63	B.11	CH ₃	3-O(CH ₂) ₂ -OH	CH ₃	H	OH	-
97	B.1	CH ₃	3-CH ₂ CH ₃	CH ₃	H	OH	-
98	B.13	CH ₃	3-CH ₂ CH ₃	CH ₃	H	NH ₂	mp. 240°C
99	B.1	CH ₃	3-(CH ₂) ₂ CH ₃	CH ₃	H	OH	-
100	B.13	CH ₃	3-(CH ₂) ₂ CH ₃	CH ₃	H	NH ₂	-
101	*	CH ₃	3-O-(CH ₂) ₂ OCH ₃	CH ₃	H	OH	.3/2(C ₂ H ₂ O ₄) mp. 193°C
102	B.1	CH ₃	3-CH ₃	CH ₃	H	OH	mp. >250°C
103	B.13	CH ₃	3-CH ₃	CH ₃	H	NH ₂	-

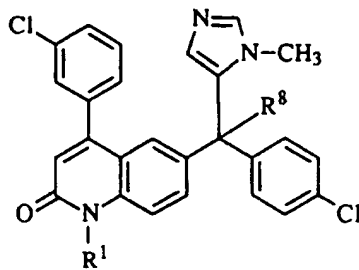
Co. No.	Ex. No.	R ¹	R ²	R ^{4a}	R ⁵	R ⁸	Physical data
104	B.1	CH ₃	3-Br	CH ₃	H	OH	-
105	B.13	CH ₃	3-Br	CH ₃	H	NH ₂	-
106	B.1	CH ₃	3-O-CF ₃	CH ₃	H	OH	-
107	B.13	CH ₃	3-O-CF ₃	CH ₃	H	NH ₂	mp. 168°C
108	B.1	CH ₃	3-C ₆ H ₅	CH ₃	H	OH	-
109	B.13	CH ₃	3-C ₆ H ₅	CH ₃	H	NH ₂	-
110	B.1	CH ₃	3-F	CH ₃	H	OH	-
111	B.13	CH ₃	3-F	CH ₃	H	NH ₂	mp. >250°C
112	B.1	CH ₃	3-(E)-CH=CH-CH ₃	CH ₃	H	OH	mp. >250°C
113	B.2	H	3-Cl	CH ₃	3-Cl	OH	-
114	B.4	CH ₃	3-Cl	CH ₃	3-Cl	OH	-
115	B.1	CH ₃	3-Cl	H	3-CH ₃	OH	-
116	B.4	CH ₃	3-Cl	CH ₃	3-CH ₃	OH	-
117	**	CH ₃	3-CN	CH ₃	H	OH	-
160	B.1	CH ₃	3-CF ₃	CH ₃	H	OH	-

* : prepared by functional-group transformation of compound 54

** : prepared by functional-group transformation of compound 104

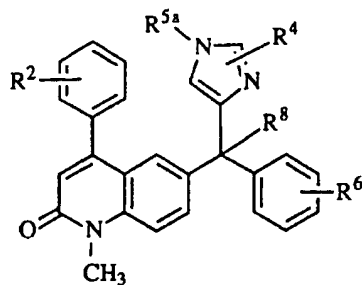
Table 3:

5



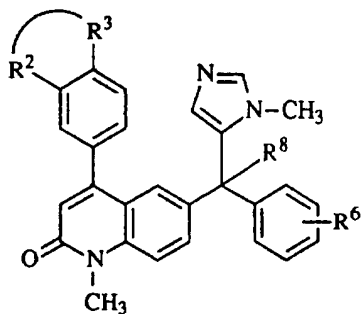
Co. No.	Ex. No.	R ¹	R ⁸	Physical data
39	B.4	CH ₂ CONHCH(COOCH ₃)(CH ₂ CH(CH ₃) ₂)	H	mp. 240°C (S)
40	B.4	CH ₂ -2-quinolinyl	H	mp. 240°C; .2 HCl
41	B.4	CH ₂ CONHCH(COOCH ₃)(CH ₂ CH(CH ₃) ₂)	OH	mp. > 260°C (S)

Table 4 :



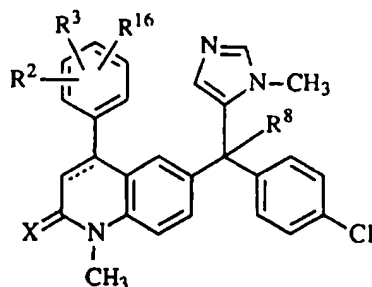
Co. No.	Ex. No.	R ²	R ⁴	R ^{5a}	R ⁶	R ⁸	Physical data
42	B.6	H	H	H	4-Cl	H	mp. 170°C; .C ₂ H ₂ O ₄ .1/2 H ₂ O
43	B.10	H	H	H	4-Cl	OH	mp. 180°C; .H ₂ O
44	B.5	H	H	CH ₃	4-Cl	H	mp. 152°C
45	B.6	3-Cl	H	H	4-Cl	H	mp. 175°C; .C ₂ H ₂ O ₄
46	B.5	3-Cl	H	CH ₂ CH ₃	4-Cl	H	mp. 132°C; .C ₂ H ₂ O ₄
47	B.5	3-Cl	H	CH ₃	4-Cl	H	mp. 115°C; .3/2 C ₂ H ₂ O ₄
48	B.9	3-Cl	H	CH ₃	4-Cl	OH	mp. 230°C
118	B.4	3-Cl	3-CH ₃	CH ₃	4-Cl	OH	mp. 222°C

5 Table 5 :



Co. No.	Ex. No.	-R ² -R ³ -	R ⁶	R ⁸
119	B.1	-O-CH ₂ -O-	4-Cl	OH
120	B.13	-O-CH ₂ -O-	4-Cl	NH ₂
121	B.1	-O-CH ₂ -CH ₂ -O-	4-Cl	OH
122	B.13	-O-CH ₂ -CH ₂ -O-	4-Cl	NH ₂
123	B.1	-O-CH=CH-	4-Cl	OH

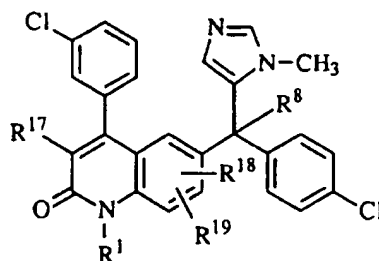
Table 6:



Co. No.	Ex. No.	X	-----	R ²	R ³	R ¹⁶	R ⁸	Physical data
124	B.1	O	double	3-OCH ₃	4-OCH ₃	5-OCH ₃	OH	mp. 230°C
125	B.13	O	double	3-OCH ₃	4-OCH ₃	5-OCH ₃	NH ₂	mp. 218°C .C ₂ H ₂ O ₄
126	B.1	O	single	3-Cl	H	H	OH	mp. 160°C
127	B.1	O	single	3-Cl	H	H	OH	-
128	B.16	S	double	3-Cl	H	H	H	-

5

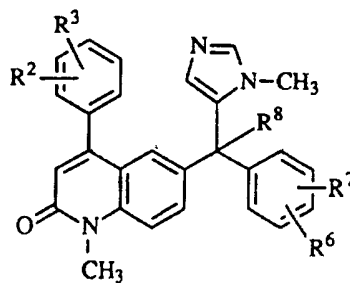
Table 7:



Co. No.	Ex. No.	R ¹	R ¹⁷	R ¹⁸	R ¹⁹	R ⁸	Physical data
129	B.17	H	CN	H	H	H	-
130	B.4	CH ₃	CN	H	H	H	mp. 202°C
131	B.17	H	CN	H	H	OH	-
132	B.4	CH ₃	CN	H	H	OH	-
133	B.17	H	CN	H	H	-CH ₂ CN	-
134	B.4	CH ₃	CN	H	H	-CH ₂ CN	mp. 138°C
135	B.18	H	CH ₃	H	H	OH	-
136	B.4	CH ₃	CH ₃	H	H	OH	-
137	B.13	CH ₃	CH ₃	H	H	NH ₂	mp. >250°C
138	B.18	H	C ₆ H ₅	H	H	H	-

Co. No.	Ex. No.	R ¹	R ¹⁷	R ¹⁸	R ¹⁹	R ⁸	Physical data
139	B.4	CH ₃	C ₆ H ₅	H	H	H	.3/2(C ₂ H ₂ O ₄) mp. 180°C
140	B.18	H	C ₆ H ₅	H	H	OH	-
141	B.4	CH ₃	C ₆ H ₅	H	H	OH	-
142	B.13	CH ₃	C ₆ H ₅	H	H	NH ₂	-
143	B.13	CH ₃	Cl	H	H	NH ₂	-
144	B.17	H	-COOCH ₂ CH ₃	H	H	OH	-
145	B.4	CH ₃	-COOCH ₂ CH ₃	H	H	OH	-
146	B.1	CH ₃	H	8-CH ₃	H	OH	-
147	B.13	CH ₃	H	8-CH ₃	H	NH ₂	.H ₂ O
148	B.1	CH ₃	H	7-Cl	H	OH	-
149	B.1	CH ₃	H	7-CH ₃	H	OH	-
150	B.1	CH ₃	H	5-CH ₃	H	OH	-
151	B.1	CH ₃	H	8-OCH ₃	H	OH	-
161	B.1	CH ₃	H	7-CH ₃	8-CH ₃	OH	mp. 255°C

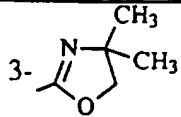
Table 8 :



5

Co. No.	Ex. No.	R ²	R ³	R ⁶	R ⁷	R ⁸	Physical data
152	B.1	3-OCH ₂ CH ₃	H	4-OCH ₂ CH ₃	H	OH	.3/2(C ₂ H ₂ O ₄)
153	B.1	3-Cl	H	H	H	OH	-
154	B.1	3-Cl	H	4-CH ₃	H	OH	-
155	B.1	3-Cl	H	4-OCH ₃	H	OH	-
156	B.1	3-Cl	H	4-CF ₃	H	OH	-
157	B.1	3-Cl	H	2-Cl	4-Cl	OH	-
158	B.1	3-Cl	5-Cl	4-Cl	H	OH	-

-39-

Co. No.	Ex. No.	R ²	R ³	R ⁶	R ⁷	R ⁸	Physical data
159	B.1		H	4-Cl	H	OH	.
162	B.1	3-Cl	H	4-S-CH ₃	H	OH	mp. 169°C
163	B.1	3-Cl	H	4-N(CH ₃) ₂	H	OH	.C ₂ H ₂ O ₄ .H ₂ O; mp.decomposes > 172°C
164	B.1	3-Cl	H	-CH=CH-CH=CH- *		OH	.C ₂ H ₂ O ₄

* : R⁶ and R⁷ taken together to form a bivalent radical between positions 3 and 4 on the phenyl moiety

Table 9 :

5

Comp. No.	Carbon		Hydrogen		Nitrogen	
	Exp.	Theor.	Exp.	Theor.	Exp.	Theor.
57	67.78	69.66	4.82	5.24	7.83	8.40
58	58.59	58.50	4.58	4.76	5.96	6.20
59	69.68	69.80	5.38	5.45	11.06	11.23
60	65.89	66.67	4.35	4.29	11.30	12.96
62	66.51	68.56	5.74	5.75	9.67	10.32
63	66.64	67.50	5.29	5.08	7.63	8.14
64	62.20	61.60	4.70	4.79	7.97	7.98
65	58.90	59.59	4.42	4.66	6.79	7.19
68	64.29	65.29	4.87	4.91	10.13	10.50
71	60.68	60.62	3.86	4.24	6.87	7.07
73	54.33	57.67	4.51	4.30	9.26	9.96
74	66.64	66.26	4.28	4.53	11.33	11.45
75	66.26	66.26	4.39	4.53	11.30	11.45
79	59.89	59.16	4.65	4.79	12.18	12.32
80	64.27	65.54	4.71	4.55	10.36	10.54
81	64.27	64.17	4.44	4.39	10.92	11.09
82	65.98	66.43	5.88	5.57	11.61	12.49
85	66.20	67.31	5.22	5.06	10.44	10.83
86	64.83	64.81	4.96	5.09	12.12	12.19
87	69.63	70.58	6.88	6.72	8.70	8.90

Comp. No.	Carbon		Hydrogen		Nitrogen	
	Exp.	Theor.	Exp.	Theor.	Exp.	Theor.
88	65.21	65.42	5.10	5.11	13.22	13.15
97	71.38	71.97	5.60	5.41	8.17	8.68
98	71.38	72.11	5.58	5.63	11.31	11.60
100	71.92	72.50	5.65	5.88	10.92	11.27
103	70.72	71.71	5.42	5.37	11.80	11.95
104	60.56	60.63	3.99	3.96	7.84	7.86
105	60.33	60.75	3.72	4.15	10.28	10.49
106	62.37	62.29	3.71	3.92	7.71	7.78
108	74.22	74.50	4.94	4.93	7.83	7.90
109	74.17	74.64	5.23	5.12	10.60	10.55
110	68.17	68.43	4.28	4.47	8.75	8.87
115	65.98	66.13	4.08	4.32	8.53	8.57
116	66.49	66.67	4.38	4.60	8.47	8.33
117	67.97	69.93	4.60	4.40	11.14	11.65
120	67.35	67.40	4.62	4.65	11.14	11.23
121	67.32	67.77	4.72	4.71	7.78	8.18
122	67.88	67.90	4.72	4.91	10.88	10.92
123	69.75	70.23	4.77	4.47	8.06	8.47
128	65.88	66.12	4.24	4.32	8.37	8.57
132	65.20	65.25	3.77	3.91	10.42	10.87
136	66.77	66.67	4.64	4.60	8.34	8.33
142	69.26	70.09	4.42	4.63	9.59	9.91
145	64.36	64.06	4.19	4.48	7.49	7.47
148	61.88	61.79	3.65	3.84	7.88	8.01
150	66.56	66.67	4.64	4.60	8.08	8.33
151	64.76	64.62	4.86	4.45	7.80	8.07
153	70.99	71.13	5.17	4.86	9.25	9.22
154	71.67	71.56	5.08	5.15	9.14	8.94
158	61.72	61.79	3.76	3.84	7.96	8.01
159	69.28	69.50	5.21	5.29	10.01	10.13
160	62.71	64.19	3.91	4.04	7.36	8.02

C. Pharmacological exampleExample C.1 : *in vitro* Assay for Inhibition of Farnesyl Protein Transferase.

Human farnesyl protein transferase was prepared essentially as described (Y. Reiss et al., Methods: A Companion to Methods in Enzymology vol 1, 241-245, 1990).
5 Kirsten virus transformed human osteosarcoma (KHOS) cells (American Type Culture Collection, Rockville, MD, USA) grown as solid tumors in nude mice or grown as monolayer cell cultures were used as a source of human enzyme. Briefly, cells or tumors were homogenized in buffer containing 50 mM Tris, 1 mM EDTA, 1 mM EGTA
10 and 0.2 mM phenylmethylsulfonylfluoride (pH 7.5). The homogenates were centrifuged 28,000 x g for 60 min and the supernatants collected. A 30-50% ammonium sulfate fraction was prepared, and the resulting precipitate was resuspended in a small (10 to 20 ml) volume of dialysis buffer containing 20 mM Tris, 1 mM dithiothreitol and 20 μ M ZnCl₂. The ammonium sulfate fraction was dialyzed overnight against two changes of
15 the same buffer. The dialyzed material was applied to a 10 x 1 cm Q Fast Flow Sepharose (Pharmacia LKB Biotechnology Inc., Piscataway, NJ, USA) which had been preequilibrated with 100 ml of dialysis buffer supplemented with 0.05 M NaCl. The column was washed with an additional 50 ml of dialysis buffer plus 0.05 M NaCl followed by a gradient from 0.05 M to 0.25 M NaCl prepared in dialysis buffer. The
20 enzyme activity was eluted with a linear gradient of 0.25 to 1.0 M NaCl prepared in the dialysis buffer. Fractions containing 4 to 5 ml volumes of column eluate were collected and analyzed for farnesyl protein transferase activity. Fractions with enzyme activity were pooled and supplemented with 100 μ M ZnCl₂. Enzyme samples were stored frozen at -70° C.
25

The activity of farnesyl protein transferase was measured using the Farnesyl Transferase [³H] Scintillation Proximity Assay (Amersham International plc., England) under the conditions specified by the manufacturer. To assay for inhibitors of the enzyme, 0.20 μ Ci of the [³H]-farnesylpyrophosphate substrate and the biotinylated lamin B peptide
30 substrate (biotin-YRASNRSCAIM) were mixed with test compounds in a reaction buffer consisting of 50 mM HEPES, 30 mM MgCl₂, 20 mM KCl, 5 mM dithiothreitol, 0.01% Triton X-100. Test compounds were delivered in a 10 μ l volume of dimethylsulfoxide (DMSO) to achieve concentrations of 1 and 10 μ g/ml in a final volume of 100 μ l. The reaction mixture was warmed to 37° C. The enzyme reaction was started by adding 20
35 μ l of diluted human farnesyl protein transferase. Sufficient enzyme preparation was added to produce between 4000 to 15000 cpm of reaction product during the 60 min of reaction incubation at 37°C. Reactions were terminated by the addition of STOP/scintillation proximity bead reagent (Amersham). The reaction product [³H]-

farnesyl-(Cys)-biotin lamin B peptide was captured on the streptavidin linked scintillation proximity bead. The amount of [³H]-farnesyl-(Cys)-biotin lamin B peptide synthesized in the presence or absence of test compounds was quantified as cpm by counting on a Wallac Model 1480 Microbeta Liquid Scintillation Counter. The cpm of product was considered to be farnesyl protein transferase activity. The protein farnesyl transferase activity observed in the presence of test compound was normalized to farnesyl transferase activity in the presence of 10% DMSO and expressed as per cent inhibition. In separate studies, some test compounds exhibiting 50% or greater inhibition of farnesyl protein transferase activity were evaluated for concentration-dependent inhibition of enzyme activity. The effects of test compounds in these studies were calculated as IC₅₀ (concentration of test compound producing 50% inhibition of enzyme activity) using the LGIC50 computer program written by the Science Information Division of R. W. Johnson Pharmaceutical Research Institute (Spring House, PA, USA) on a VAX computer.

15

Table 10:

Co. No.	IC ₅₀ (nM)	Co. No.	IC ₅₀ (nM)
1	6.0	58	2.8
2	8.0	59	0.14
3	1.7	60	0.62
4	24	61	1.1
5	25	63	1.0
7	1.6	64	11.6
12	4.2	66	4.0
15	18.4	67	5.9
24	2.7	69	3.4
25	2.2	71	26
29	57	74	100
34	1.6	75	0.86
35	0.39	95	57
36	2.8	96	0.11
37	10.1	97	2.9
39	0.59	98	6.4
42	910	99	1.7
45	1000	100	0.52
52	5.7	146	68

Example C.2 : "Ras-Transformed Cell Phenotype Reversion Assay".

Insertion of activated oncogenes such as the mutant *ras* gene into mouse NIH 3T3 cells converts the cells to a transformed phenotype. The cells become tumorigenic, display anchorage independent growth in semi-solid medium and lose contact inhibition. Loss of contact inhibition produces cell cultures which no longer form uniform monolayers. Rather, the cells pile up into multicellular nodules and grow to very high saturation densities in plastic tissue culture dishes. Agents such as protein farnesyl transferase inhibitors which revert the *ras* transformed phenotype restore the uniform monolayer growth pattern to cells in culture. This reversion is easily monitored by counting the number of cells in tissue culture plates. Transformed cells will achieve higher cell numbers than cells which have reverted to an untransformed phenotype. Compounds which revert the transformed phenotype should produce antitumor effects in tumors bearing *ras* gene mutations.

Method:

Compounds are screened in tissue culture in NIH 3T3 cells transformed by the T24 activated human H-*ras* gene. Cells are seeded at an initial density of 200,000 cells per well (9.6 cm² surface area) in six-well cluster tissue culture plates. Test compounds are immediately added to 3.0 ml cell growth medium in a 3.0 µl volume of DMSO, with a final concentration of DMSO in the cell growth medium of 0.1%. The test compounds are run at concentrations of 5, 10, 50, 100, and 500 nM along with a DMSO treated vehicle control. (In case a high activity is observed at 5 nM, the test compound is tested at even lower concentrations.) The cells are allowed to proliferate for 72 hours. Then the cells are detached in 1.0 ml trypsin-EDTA cell dissociation medium and counted on a Coulter particle counter.

Measurements:

Cell numbers expressed as cells per well are measured using a Coulter Particle Counter.

All cell counts were corrected for the initial cell input density by subtracting 200,000.

Control cell counts = [cell counts from cells incubated with DMSO vehicle - 200,000]

Test compound cell counts = [cell counts from cells incubated with test compound - 200,000].

Test compound %inhibition = $\left[1 - \frac{\text{test compound cell counts}}{\text{control cell counts}} \right] \times 100\%$.

IC₅₀ (i.e. the test compound concentration required to inhibit enzyme activity by 50%) is calculated if sufficient data are available, summarized in table 11.

Table 11 :

5

Co. No.	IC ₅₀ (nM)	Co. No.	IC ₅₀ (nM)
5	32	88	136
12	66	89	24
14	3.8	91	47
22	63	92	218
23	395	93	45
24	16	94	62
25	86	96	0.78
29	345	98	15
34	3.0	100	11
35	3.4	101	366
39	104	102	24
40	340	104	4.5
56	23	105	3.8
58	96	107	12
59	0.4	109	409
60	70	111	16
61	310	112	18
63	53	119	46
66	19	120	7
67	51	122	133
68	35	123	41
69	14	125	128
71	288	126	208
72	4.6	128	177
73	6.1	130	3.2
74	100	130	547
75	1.7	137	655
76	18	143	82
78	4.6	146	65
79	657	148	25
80	500	152	67
81	83	153	3.5
83	174	154	4.5

Co. No.	IC ₅₀ (nM)	Co. No.	IC ₅₀ (nM)
84	231	155	69
86	91	156	25
87	251	160	40

Example C.3 : "Farnesyl Protein Transferase Inhibitor Secondary Tumor Model".

5 The enzyme farnesyl protein transferase catalyzes the covalent attachment of a farnesyl moiety derived from farnesyl pyrophosphate to the oncogene product p21^{ras}. This directs p21^{ras} to attach to plasma membranes. Once attached to plasma membranes, mutant or oncogenic forms of p21^{ras} will provide a signal for the transformation and uncontrolled growth of malignant tumor cells. Therefore, inhibitors of protein farnesyltransferase will prevent the membrane attachment of p21^{ras} and inhibit growth of
10 *ras*-transformed tumors.

Nude mice are inoculated with 1×10^6 of T24 activated human H-*ras* gene transformed NIH 3T3 fibroblast cells (T24 cells), subcutaneously in the inguinal region. After three days to allow tumors to become established, treatment with test compounds is begun via
15 the oral route. The test compounds are dissolved in a 20% β -cyclodextrin in 0.1 N HCl solution and administered orally as 0.1 ml of compound solution per 10 g mouse body weight. Routinely used doses are 6.25, 12.5 and 25 mg/kg. Body weights and tumor sizes are monitored during the ensuing 15 days of treatment. At the end of treatment,
20 animals are sacrificed and tumors are weighed.

The "mean vehicle treated tumor weight" is defined as the mean tumor weight from 10 to 15 mice treated with the test compound.

25 The "mean tumor weight" is defined as the mean tumor weight from 10 to 15 mice not treated with the test compound.

$$\% \text{ Reduction final tumor weight} = \left[1 - \frac{\text{mean tumor weight}}{\text{mean vehicle treated tumor weight}} \right] \times 100\%.$$

30 Table 12 :

Co. No.	% reduction final tumor weight at a dose of 25 mg/kg <i>bid, po</i>
14	66 %
34	56 %

Co. No.	% reduction final tumor weight at a dose of 25 mg/kg <i>bid, po</i>
35	39 %
56	42 %
59	56 %
75	86 %

D. Composition examples

The following formulations exemplify typical pharmaceutical compositions in dosage unit form suitable for systemic or topical administration to warm-blooded animals in accordance with the present invention.

"Active ingredient" (A.I.) as used throughout these examples relates to a compound of formula (I), a pharmaceutically acceptable acid or base addition salt or a stereochemically isomeric form thereof.

10 Example D.1 : Oral solutions

9 g of methyl 4-hydroxybenzoate and 1 g of propyl 4-hydroxybenzoate are dissolved in 4 l of boiling purified water. In 3 l of this solution are dissolved first 10 g of 2,3-dihydroxybutanedioic acid and thereafter 20 g of the A.I. The latter solution is combined with the remaining part of the former solution and 12 l of 1,2,3-propanetriol and 3 l of sorbitol 70% solution are added thereto. 40 g of sodium saccharin are dissolved in 0.5 l of water and 2 ml of raspberry and 2 ml of gooseberry essence are added. The latter solution is combined with the former, water is added q.s. to a volume of 20 l providing an oral solution comprising 5 mg of the A.I. per teaspoonful (5 ml). The resulting solution is filled in suitable containers.

20 Example D.2 : Capsules

20 g of the A.I., 6 g sodium lauryl sulfate, 56 g starch, 56 g lactose, 0.8 g colloidal silicon dioxide, and 1.2 g magnesium stearate are vigorously stirred together. The resulting mixture is subsequently filled into 1000 suitable hardened gelatin capsules, each comprising 20 mg of the A.I..

Example D.3 : Film-coated tablets

Preparation of tablet core

A mixture of 100 g of the A.I., 570 g lactose and 200 g starch is mixed well and thereafter humidified with a solution of 5 g sodium dodecyl sulfate and 10 g polyvinylpyrrolidone in about 200 ml of water. The wet powder mixture is sieved, dried and sieved again. Then there are added 100 g microcrystalline cellulose and 15 g

hydrogenated vegetable oil. The whole is mixed well and compressed into tablets, giving 10.000 tablets, each comprising 10 mg of the active ingredient.

Coating

To a solution of 10 g methyl cellulose in 75 ml of denaturated ethanol there is added a
5 solution of 5 g of ethyl cellulose in 150 ml of dichloromethane. Then there are added 75
ml of dichloromethane and 2.5 ml 1,2,3-propanetriol. 10 g of polyethylene glycol is
molten and dissolved in 75 ml of dichloromethane. The latter solution is added to the
former and then there are added 2.5 g of magnesium octadecanoate, 5 g of
10 polyvinylpyrrolidone and 30 ml of concentrated colour suspension and the whole is
homogenated. The tablet cores are coated with the thus obtained mixture in a coating
apparatus.

Example D.4 : Injectable solution

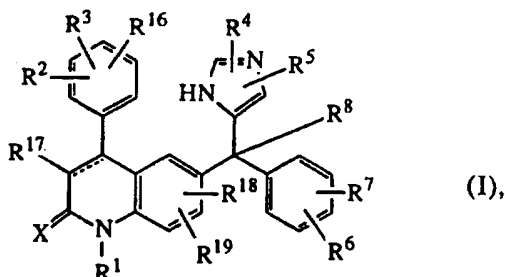
1.8 g methyl 4-hydroxybenzoate and 0.2 g propyl 4-hydroxybenzoate were dissolved in
15 about 0.5 l of boiling water for injection. After cooling to about 50°C there were added
while stirring 4 g lactic acid, 0.05 g propylene glycol and 4 g of the A.I. The solution
was cooled to room temperature and supplemented with water for injection q.s. ad 1 l
volume, giving a solution of 4 mg/ml of A.I. The solution was sterilized by filtration and
20 filled in sterile containers.

Example D.5 : Suppositories

3 Grams A.I. was dissolved in a solution of 3 grams 2,3-dihydroxybutanedioic acid in
25 ml polyethylene glycol 400. 12 Grams surfactant and 300 grams triglycerides were
molten together. The latter mixture was mixed well with the former solution. The thus
25 obtained mixture was poured into moulds at a temperature of 37-38°C to form 100
suppositories each containing 30 mg/ml of the A.I.

Claims

1. A compound of formula (I),



5

a stereoisomeric form thereof, a pharmaceutically acceptable acid or base addition salt thereof, wherein

the dotted line represents an optional bond;

10 X is oxygen or sulfur;

R¹ is hydrogen, C₁₋₁₂alkyl, Ar¹, Ar²C₁₋₆alkyl, quinolinylC₁₋₆alkyl, pyridylC₁₋₆alkyl, hydroxyC₁₋₆alkyl, C₁₋₆alkyloxyC₁₋₆alkyl, mono- or di(C₁₋₆alkyl)aminoC₁₋₆alkyl, aminoC₁₋₆alkyl,

15 or a radical of formula -Alk¹-C(=O)-R⁹, -Alk¹-S(O)-R⁹ or -Alk¹-S(O)₂-R⁹, wherein Alk¹ is C₁₋₆alkanediyl,

R⁹ is hydroxy, C₁₋₆alkyl, C₁₋₆alkyloxy, amino, C₁₋₈alkylamino or C₁₋₈alkylamino substituted with C₁₋₆alkyloxycarbonyl;

20 R², R³ and R¹⁶ each independently are hydrogen, hydroxy, halo, cyano, C₁₋₆alkyl, C₁₋₆alkyloxy, hydroxyC₁₋₆alkyloxy, C₁₋₆alkyloxyC₁₋₆alkyloxy, aminoC₁₋₆alkyloxy, mono- or di(C₁₋₆alkyl)aminoC₁₋₆alkyloxy, Ar¹, Ar²C₁₋₆alkyl, Ar²oxy, Ar²C₁₋₆alkyloxy, hydroxycarbonyl, C₁₋₆alkyloxycarbonyl, trihalomethyl, trihalomethoxy, C₂₋₆alkenyl, 4,4-dimethyloxazolyl; or

when on adjacent positions R² and R³ taken together may form a bivalent radical of formula

25 -O-CH₂-O- (a-1),

-O-CH₂-CH₂-O- (a-2),

-O-CH=CH- (a-3),

-O-CH₂-CH₂- (a-4),

-O-CH₂-CH₂-CH₂- (a-5), or

30 -CH=CH-CH=CH- (a-6);

R⁴ and R⁵ each independently are hydrogen, halo, Ar¹, C₁₋₆alkyl,

hydroxyC₁₋₆alkyl, C₁₋₆alkyloxyC₁₋₆alkyl, C₁₋₆alkyloxy, C₁₋₆alkylthio, amino,

hydroxycarbonyl, C₁₋₆alkyloxycarbonyl, C₁₋₆alkylS(O)C₁₋₆alkyl or
C₁₋₆alkylS(O)₂C₁₋₆alkyl;

R⁶ and R⁷ each independently are hydrogen, halo, cyano, C₁₋₆alkyl, C₁₋₆alkyloxy,
Ar²oxy, trihalomethyl, C₁₋₆alkylthio, di(C₁₋₆alkyl)amino, or

5 when on adjacent positions R⁶ and R⁷ taken together may form a bivalent radical of
formula



R⁸ is hydrogen, C₁₋₆alkyl, cyano, hydroxycarbonyl, C₁₋₆alkyloxycarbonyl,
10 C₁₋₆alkylcarbonylC₁₋₆alkyl, cyanoC₁₋₆alkyl, C₁₋₆alkyloxycarbonylC₁₋₆alkyl,
carboxyC₁₋₆alkyl, hydroxyC₁₋₆alkyl, aminoC₁₋₆alkyl, mono- or
di(C₁₋₆alkyl)aminoC₁₋₆alkyl, imidazolyl, haloC₁₋₆alkyl, C₁₋₆alkyloxyC₁₋₆alkyl,
aminocarbonylC₁₋₆alkyl, or a radical of formula



15 $\text{-S-R}^{10} \quad (\text{b-2}),$



wherein R¹⁰ is hydrogen, C₁₋₆alkyl, C₁₋₆alkylcarbonyl, Ar¹, Ar²C₁₋₆alkyl,
C₁₋₆alkyloxycarbonylC₁₋₆alkyl, a radical or formula -Alk²-OR¹³ or
-Alk²-NR¹⁴R¹⁵;

20 R¹¹ is hydrogen, C₁₋₁₂alkyl, Ar¹ or Ar²C₁₋₆alkyl;

R¹² is hydrogen, C₁₋₆alkyl, C₁₋₁₆alkylcarbonyl, C₁₋₆alkyloxycarbonyl,
C₁₋₆alkylaminocarbonyl, Ar¹, Ar²C₁₋₆alkyl, C₁₋₆alkylcarbonylC₁₋₆alkyl, a
natural amino acid, Ar¹carbonyl, Ar²C₁₋₆alkylcarbonyl,
aminocarbonylcarbonyl, C₁₋₆alkyloxyC₁₋₆alkylcarbonyl, hydroxy,

25 C₁₋₆alkyloxy, aminocarbonyl, di(C₁₋₆alkyl)aminoC₁₋₆alkylcarbonyl, amino,
C₁₋₆alkylamino, C₁₋₆alkylcarbonylamino, or a radical of formula -Alk²-OR¹³ or
-Alk²-NR¹⁴R¹⁵;

wherein Alk² is C₁₋₆alkanediyl;

30 R¹³ is hydrogen, C₁₋₆alkyl, C₁₋₆alkylcarbonyl, hydroxyC₁₋₆alkyl, Ar¹ or
Ar²C₁₋₆alkyl;

R¹⁴ is hydrogen, C₁₋₆alkyl, Ar¹ or Ar²C₁₋₆alkyl;

R¹⁵ is hydrogen, C₁₋₆alkyl, C₁₋₆alkylcarbonyl, Ar¹ or Ar²C₁₋₆alkyl;

R¹⁷ is hydrogen, halo, cyano, C₁₋₆alkyl, C₁₋₆alkyloxycarbonyl, Ar¹;

R¹⁸ is hydrogen, C₁₋₆alkyl, C₁₋₆alkyloxy or halo;

35 R¹⁹ is hydrogen or C₁₋₆alkyl;

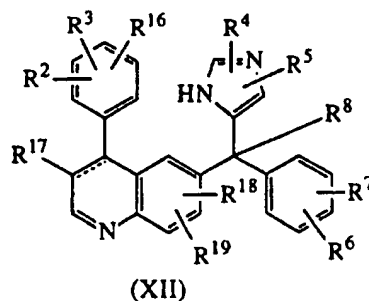
Ar¹ is phenyl or phenyl substituted with C₁₋₆alkyl, hydroxy, amino, C₁₋₆alkyloxy
or halo; and

Ar² is phenyl or phenyl substituted with C₁₋₆alkyl, hydroxy, amino, C₁₋₆alkyloxy or halo.

- 5 2. A compound as claimed in claim 1 wherein X is oxygen.
3. A compound as claimed in claims 1 or 2 wherein the dotted line represents a bond.
4. A compound as claimed in claims 1, 2 or 3 wherein R¹ is hydrogen, C₁₋₆alkyl, C₁₋₆alkyloxyC₁₋₆alkyl or mono- or di(C₁₋₆alkyl)aminoC₁₋₆alkyl.
- 10 5. A compound as claimed in any of claims 1 to 4 wherein R³ is hydrogen and R² is halo, C₁₋₆alkyl, C₂₋₆alkenyl, C₁₋₆alkyloxy, trihalomethoxy or hydroxyC₁₋₆alkyloxy.
- 15 6. A compound as claimed in any of claims 1 to 5 wherein R⁸ is hydrogen, hydroxy, haloC₁₋₆alkyl, hydroxyC₁₋₆alkyl, cyanoC₁₋₆alkyl, C₁₋₆alkyloxycarbonylC₁₋₆alkyl, imidazolyl, or a radical of formula -NR¹¹R¹² wherein R¹¹ is hydrogen or C₁₋₁₂alkyl and R¹² is hydrogen, C₁₋₆alkyl, C₁₋₆alkyloxy, C₁₋₆alkyloxyC₁₋₆alkylcarbonyl, hydroxy, or a radical of formula -Alk²-OR¹³ wherein R¹³ is hydrogen or C₁₋₆alkyl.
- 20 7. A compound as claimed in claim 1 wherein the compound is
4-(3-chlorophenyl)-6-[(4-chlorophenyl)hydroxy(1-methyl-1*H*-imidazol-5-yl)methyl]-1-methyl-2(1*H*)-quinolinone,
6-[amino(4-chlorophenyl)-1-methyl-1*H*-imidazol-5-ylmethyl]-4-(3-chlorophenyl)-
1-methyl-2(1*H*)-quinolinone;
25 6-[(4-chlorophenyl)hydroxy(1-methyl-1*H*-imidazol-5-yl)methyl]-4-(3-ethoxyphenyl)-1-methyl-2(1*H*)-quinolinone;
6-[(4-chlorophenyl)(1-methyl-1*H*-imidazol-5-yl)methyl]-4-(3-ethoxyphenyl)-1-methyl-2(1*H*)-quinolinone monohydrochloride monohydrate;
6-[amino(4-chlorophenyl)(1-methyl-1*H*-imidazol-5-yl)methyl]-4-(3-ethoxyphenyl)-
30 1-methyl-2(1*H*)-quinolinone, and
6-amino(4-chlorophenyl)(1-methyl-1*H*-imidazol-5-yl)methyl]-1-methyl-4-(3-propylphenyl)-2(1*H*)-quinolinone; a stereoisomeric form thereof or a pharmaceutically acceptable acid or base addition salts thereof.
- 35 8. A compound as claimed in claim 7 wherein the compound is
(B)-6-[amino(4-chlorophenyl)(1-methyl-1*H*-imidazol-5-yl)methyl]-4-(3-chlorophenyl)-1-methyl-2(1*H*)-quinolinone; or a pharmaceutically acceptable acid addition salt thereof.

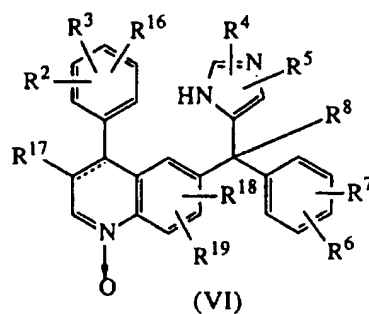
9. A pharmaceutical composition comprising pharmaceutically acceptable carriers and as an active ingredient a therapeutically effective amount of a compound as claimed in claims 1 to 8.
- 5 10. A process of preparing a pharmaceutical composition as claimed in claim 9 characterized in that a therapeutically effective amount of a compound as claimed in any one of claims 1 to 8 is intimately mixed with a pharmaceutically acceptable carrier.
- 10 11. A compound as claimed in any of claims 1 to 8 for use as a medicine.
12. A compound of formula (XII) wherein the radicals R², R³, R⁴, R⁵, R⁶, R⁷, R⁸, R¹⁶, R¹⁷, R¹⁸ and R¹⁹ are as defined in claim 1; a stereoisomeric form or a pharmaceutically acceptable acid or base addition salt form thereof.

15



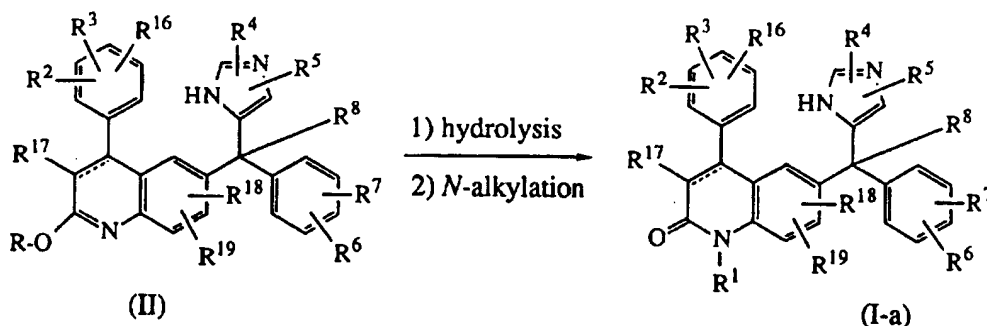
13. A compound of formula (VI) wherein the radicals R², R³, R⁴, R⁵, R⁶, R⁷, R⁸, R¹⁶, R¹⁷, R¹⁸ and R¹⁹ are as defined in claim 1; a stereoisomeric form or a pharmaceutically acceptable acid or base addition salt form thereof.

20

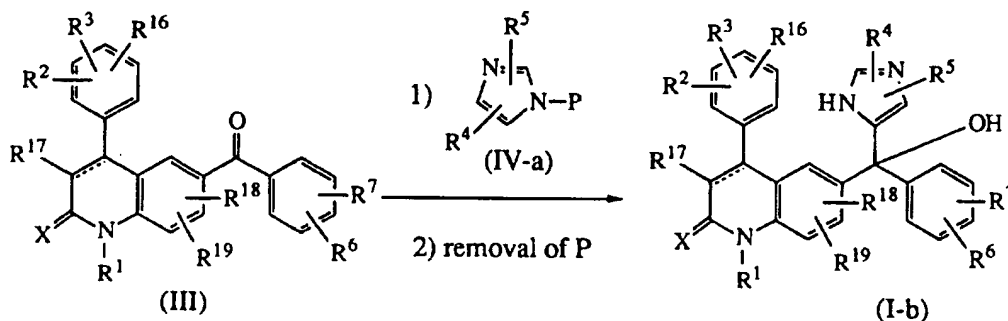


14. A process for preparing a compound as claimed in claim 1, characterized by
- 25 a) hydrolysing an intermediate ether of formula (II), wherein R is C₁₋₆alkyl in an aqueous acid solution, preferably an aqueous solution hydrochloric acid, yielding a compound of formula (I-a) wherein R¹ is hydrogen; and optionally transforming

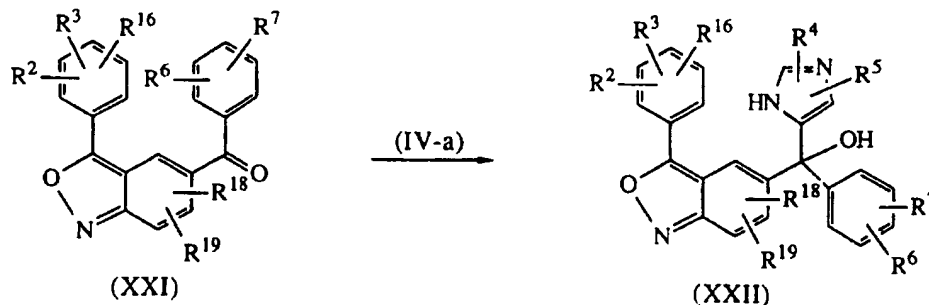
the compound of formula (I-a) wherein R¹ is hydrogen into a compound of formula (I-a);

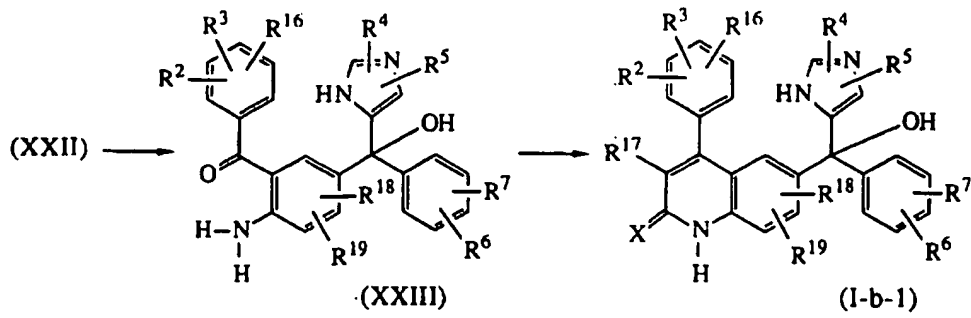


b) reacting an intermediate ketone of formula (III) with an intermediate of formula (IV-a), wherein P is an optional protective group which is removed after the addition reaction, in the presence of a suitable strong base in an appropriate solvent, yielding a compound of formula (I-b);

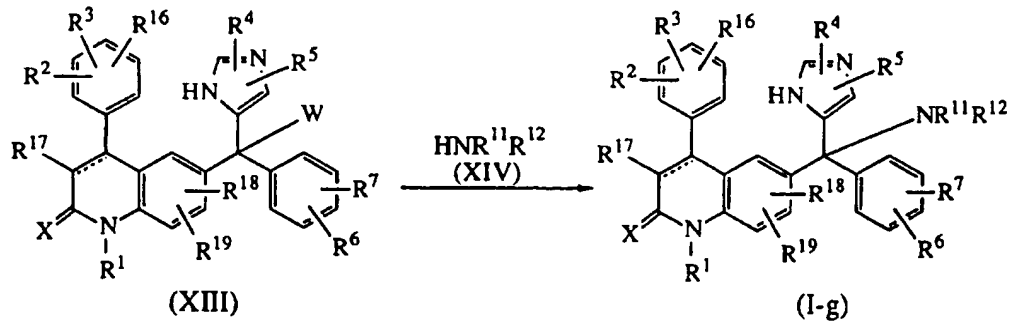


c) reacting an intermediate of formula (XXI) with an intermediate of formula (IV-a), as described in the synthesis of compounds of formula (I-b), subsequent treatment with an acid such as, e.g. TiCl₃ in the presence of water, and reacting the thus formed intermediate (XXIII) with a suitable reagent such as, e.g. R¹⁷CH₂COCl or R¹⁷CH₂COOC₂H₅, optionally followed by treatment with a base such as, e.g. potassium *tert*-butoxide, yielding a compound of formula (I-b-1),





5 d) reacting an intermediate of formula (XIII), wherein W is an appropriate leaving group with a reagent of formula (XIV) in an appropriate solvent, yielding a compound of formula (I-g);



10 wherein the substituents R¹ to R¹⁶ are as defined in claim 1;

or, converting compounds of formula (I) into each other; or if desired; a compound of formula (I) into a pharmaceutically acceptable acid addition salt, or conversely, converting an acid addition salt into a free base form with alkali; and/or preparing stereochemically isomeric forms thereof.

15

INTERNATIONAL SEARCH REPORT

International Application No
PCT/EP 96/04515

A. CLASSIFICATION OF SUBJECT MATTER
 IPC 6 C07D401/06 A61K31/47 C07D401/14

According to International Patent Classification (IPC) or to both national classification and IPC

B. FIELDS SEARCHED
 Minimum documentation searched (classification system followed by classification symbols)
 IPC 6 C07D A61K

Documentation searched other than minimum documentation to the extent that such documents are included in the fields searched

Electronic data base consulted during the international search (name of data base and, where practical, search terms used)

C. DOCUMENTS CONSIDERED TO BE RELEVANT

Category *	Citation of document, with indication, where appropriate, of the relevant passages	Relevant to claim No.
A	EP 0 371 564 A (JANSSEN PHARMACEUTICA N.V.) 6 June 1990 cited in the application see claims -----	1,9

Further documents are listed in the continuation of box C. Patent family members are listed in annex.

* Special categories of cited documents :

A* document defining the general state of the art which is not considered to be of particular relevance E* earlier document but published on or after the international filing date L* document which may throw doubts on priority claim(s) or which is cited to establish the publication date of another citation or other special reason (as specified) O* document referring to an oral disclosure, use, exhibition or other means P* document published prior to the international filing date but later than the priority date claimed	T* later document published after the international filing date or priority date and not in conflict with the application but cited to understand the principle or theory underlying the invention X* document of particular relevance; the claimed invention cannot be considered novel or cannot be considered to involve an inventive step when the document is taken alone Y* document of particular relevance; the claimed invention cannot be considered to involve an inventive step when the document is combined with one or more other such documents, such combination being obvious to a person skilled in the art. &* document member of the same patent family
--	---

Date of the actual completion of the international search <p style="text-align: center; font-size: 1.2em;">14 January 1997</p>	Date of mailing of the international search report <p style="text-align: center; font-size: 1.2em;">28.01.97</p>
---	---

Name and mailing address of the ISA European Patent Office, P.B. 5818 Patentlaan 2 NL - 2280 HV Rijswijk Tel. (+ 31-70) 340-2040, Tx. 31 651 epo nl, Fax: (+ 31-70) 340-3016	Authorized officer <p style="text-align: center; font-size: 1.2em;">Van Bijlen, H</p>
--	--

INTERNATIONAL SEARCH REPORT

Information on patent family members

International Application No

PCT/EP 96/04515

Patent document cited in search report	Publication date	Patent family member(s)	Publication date
EP-A-371564	06-06-90	AT-T- 124941	15-07-95
		AU-B- 620946	27-02-92
		AU-A- 4564689	07-06-90
		CA-A- 2002864	29-05-90
		DE-D- 68923430	17-08-95
		DE-T- 68923430	15-02-96
		ES-T- 2088889	01-10-96
		HK-A- 118196	12-07-96
		HU-A- 9500329	30-10-95
		IE-B- 67803	01-05-96
		JP-A- 2223579	05-09-90
		NO-B- 174509	07-02-94
		PT-B- 92448	18-07-95
		SU-A- 1780536	07-12-92
		US-A- 5037829	06-08-91
		CN-A- 1106004	02-08-95
		CN-A- 1106005	02-08-95
		US-A- 5441954	15-08-95
		US-A- 5185346	09-02-93
		US-A- 5268380	07-12-93
		US-A- 5028606	02-07-91
		US-A- 5151421	29-09-92

This Page Blank (uspto)